

TECHNICAL MANUAL

**ORGANIZATIONAL AND DIRECT SUPPORT
MAINTENANCE REPAIR PARTS AND
SPECIAL TOOLS LISTS
FOR
AIR CONDITIONER, BASE MOUNTED, AIR COOLED,
ELECTRIC MOTOR DRIVEN, 120/208 VOLTS,
3 PHASE, 50/60 HERTZ, 18,000 BTUH,
5 STACK CONFIGURATION
(THERMO KING MODEL S18-104TM5)
NSN 4120-00-926-1203
(KECO MODEL F18000-6) NSN 4120-00-168-2044)
(MECOM MODEL G18000-5MEC) NSN 4120-00-406-3222
(MECOM MODEL F18000-5MEC) NSN 4120-00-230-2772**

This publication supersedes TM 5-4120-298-23P, 6 May 1970, including all changes.

HEADQUARTERS, DEPARTMENT OF THE ARMY

26 NOVEMBER 1979

CHANGE

NO. 2

HEADQUARTERS
DEPARTMENT OF THE ARMY
WASHINGTON, D.C , 30 SEPTEMBER 1992

**Organizational and Direct Support Maintenance
Repair Parts and Special Tools Lists**

**AIR CONDITIONER, BASE MOUNTED, AIR COOLED,
ELECTRIC MOTOR DRIVEN, 120/208 VOLTS, 3 PHASE,
50/60 HERTZ, 18,000 BTUH,
5 STACK CONFIGURATION
(THERMO KING MODEL S18-104TM5) NSN 4120-00-926-1203
(KECO MODEL F18000-6) NSN 4120-00-168-2044
(MECOM MODEL G18000-5MEC) NSN 4120-00-406-3222
(MECOM MODEL F18000-5MEC) NSN 4120-00-230-2772**

Approved for public release; distribution is unlimited

TM 5-4120-298-23P, 26 November 1979, is changed as follows:

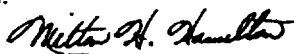
1. Remove and insert pages as indicated below. New or changed text material is indicated by a vertical bar in the margin. An illustration change is indicated by a miniature pointing bland.

Remove pages	Insert pages
21 and 22	21 and 22
57 and 58	57 and 58
67 through 70	67 through 70
73 through 79/(80 blank)	73 through 79/(80 blank)

2. Retain this sheet in front of manual for reference purposes.

By Order of the Secretary of the Army:

Official:



MILTON H. HAMILTON

*Administrative Assistant to the
Secretary of the Army*

02588

GORDON R. SULLIVAN
*General, United States Army
Chief of Staff*

DISTRIBUTION:

To be distributed in accordance with DA Form 12-25E, qty rqr block no. 0017, requirements for TM 5-4120-298-23P.

CHANGE }
NO. 1 }

HEADQUARTERS
DEPARTMENT OF THE ARMY
WASHINGTON, D.C., 14 July 1987

Organizational and Direct Support Maintenance
Repair Parts and Special Tools Lists
for
AIR CONDITIONER, BASE MOUNTED, AIR COOLED,
ELECTRIC MOTOR DRIVEN, 120/208 VOLTS, 3 PHASE,
50/60 HERTZ, 18,000 BTUH,
5 STACK CONFIGURATION
(THERMO KING MODEL S18-104TM5) NSN 4120-00-926-1203
(KECO MODEL F18000-6) NSN 4120-00-168-2044)
(MECOM MODEL G18000-5MEC) NSN 4120-00-406-3222
(MECOM MODEL F18000-5MEC) NSN 4120-00-230-2772

TM 5-4120-298-23P, 26 November 1979, is changed as follows:

1. Remove and insert pages as indicated below. New or changed text material is indicated by a vertical bar in the margin. An illustration change is indicated by a miniature pointing hand.

Remove pages

i and ii
43 and 44
59 and 60
67 and 68
73 and 74
77 and 78

Insert pages

i and ii
43 and 44
59 and 60
67 and 68
73 and 74
77 and 78

2. Retain this sheet in front of manual for reference purposes.

By Order of the Secretary of the Army:

Official:

R. L. DILWORTH
Brigadier General, United States Army
The Adjutant General

CARL E. VUONO
General, United States Army
Chief of Staff

DISTRIBUTION:

To be distributed in accordance with DA Form 12-25A, Unit, and Direct Support and General Support Maintenance requirements for Air Conditioner, Base Mounted, Air Cooled, 5 Stack Configuration, 18,000 BTU, 120/208V, 50/60HZ, 3PH, (F18000-6, F18000-5MEC, G18000-5MEC, S18-104TM5, ACBM18)

**ORGANIZATIONAL AND DIRECT SUPPORT MAINTENANCE
 REPAIR PARTS AND SPECIAL TOOLS LISTS
 FOR**

**AIR CONDITIONER, BASE MOUNTED, AIR COOLED,
 ELECTRIC MOTOR DRIVEN, 120/208 VOLTS, 3 PHASE,
 50/60 HERTZ, 18,000 BTUH,
 5 STACK CONFIGURATION
 (THERMO KING MODEL S18-104TM5) NSN 4120-00-926-1203
 (KECO MODEL F18000-6) NSN 41120-00-168-2044)
 (MECOM MODEL G18000-5MEC) NSN 4120-(10-406-3222
 (MECOM MODEL F18000-5MEC) NSN 4120-00-230-2772**

Current as of 25 July 1979

REPORTING ERRORS AND RECOMMENDING IMPROVEMENTS

You can help improve this manual. If you find any mistake or if you know of a way to improve the procedures, please let us know. Mail your letter, DA Form 2028 (Recommended Changes to Publications and Blank Forms), or DA Form 2028-2 located in the back of this manual direct to: Commander, U.S. Army Troop Support Command, ATTN: AMSTR-MCTS, 4300 Goodfellow Boulevard, St. Louis, MO 63120-1798. A reply will be furnished directly to you.

Table of Contents

	Listing Page	Illus Figure
Section I. Introduction	1	
II. Repair Parts List	7	
Group 01. Evaporator and Condensor Frame and Panels	7	
Fan Frame and Panels		
Evaporator Fan Frame and Panels		1
Condenser Fan Frame and Panels		2
02. Condenser and Evaporator	11	
Motor and Base		
Blower Motor and Base		
03. Control Panel	13	
Control Panel		4
Control Box		5
04. Evaporator and Condenser	17	
Blower Fan and Housing		
Blower and Housing		6
05. Evaporator Frame and Panels	19	
Evaporator Frame and Panels		7
06. Evaporator Coil, Valves, Baffles	26	
and Drain Pan		
Evaporator Coil and Valve		8
Evaporator Baffles and Drip Pan		9
07. Condenser Frame and Panels	25	
Condenser Frame and Panels		10
08. Condenser Coil, Dehydrator and Gauges	27	
Condenser Coil		11
Dehydrator, Tubes and Gages		12

Table of Contents (Con't)

	Listing Page	Illus Figure
Group 09. Terminal Block and Covers	31	
Terminal Block and Brackets		13
10. Compressor Frame, Assembly and Components	35	
Compressor Frame and Panels		14
Compressor Motor Base		15
Compressor Frame and Motor		16
Coupling and Clutch		17
11. Compressor Motor and Starter Box	41	
Crankshaft and Oil Pump		18
Crankcase and Oil Pump		19
Piston and Connecting Rods		20
Compressor Motor		21
Compressor Motor		22
Starter Box		23
Starter Box		24
Starter		25
12. Air Filter and Refrigerant Tubing	59	
Piping		26
Piping		27
Condenser Trap (A)		28
Condenser Trap (B)		29
Compressor Assembly		30
Compressor Drive		31
Air Filter		32
13. Bulk Materiel	72	
Section III. Special Tools List (Not Applicable)		
IV. National Stock Number and Reference Number Index		

Section I. INTRODUCTION

1. Scope. This manual lists spares and repair parts; special tools; special test, measurement, and diagnostic equipment (TMDE), and other special support equipment required for performance of organizational, direct support, and general support maintenance of the Air Conditioner. It authorizes the requisitioning and issue of spares and repair parts as indicated by the source and maintenance codes.

2. General. This Repair Parts and Special Tools List is divided into the following sections:

a. Section II. Repair Parts List. A list of spares and repair parts authorized for use in the performance of maintenance. The list also includes parts which must be removed for replacement of the authorized parts. Parts lists are composed of functional groups in numeric sequence, with the parts in each group listed in figure and item number sequence. Bulk materials are listed in NSN sequence.

b. Section III. Special Tools List. A list of special tools, special TMDE, and other special support equipment authorized for the performance of maintenance.

c. Section IV. National Stock Number and Part Number Index. A list, in National item identification number (NIIN) sequence, of all National stock numbers (NSN) appearing in the listings, followed by a list in alphameric sequence of all part numbers appearing in the listings. National stock numbers and part numbers are cross-referenced to each illustration figure and item number appearance. This index is followed by a cross-reference list of reference designators to figure and item numbers.

3. Explanation of Columns.

a. Illustration. This column is divided as follows:

(1) Figure Number. Indicates the figure number of the illustration on which the item is shown.

(2) Item Number. The number used to identify item called out in the illustration.

b. Source, Maintenance, and Recoverability (SMR) Codes.

(1) Source Code. Source codes indicate the manner of acquiring support items for maintenance, repair, or overhaul of end items. Source codes are entered in the first and second positions of the Uniform SMR Code format as follows:

Code	Definition
PA	Item procured and stocked for anticipated or known usage.
PB	Item procured and stocked for insurance purposes because essentiality dictates that a minimum quantity be available in the supply system.
PC	Item procured and stocked and which otherwise would be coded PA except that it is deteriorative in nature.
PD	Support item, excluding support equipment, procured for initial issue or outfitting and stocked only for subsequent or additional initial issues or outfitting. Not subject to automatic replenishment.
PE	Support equipment procured and stocked for initial issue or outfitting to specified maintenance repair activities.
PF	Support equipment which will not be stocked but which will be centrally procured on demand.
PG	Item procured and stocked to provide for sustained support for the life of the equipment. It is applied to an item peculiar to the equipment which, because of probable discontinuance or shutdown of production facilities, would prove uneconomical to reproduce at a later time.

Code	Definition
KD	An item of a depot overhaul/repair kit and not purchased separately. Depot kit defined as a kit that provides items required at the time of overhaul or repair.
KF	An item of a maintenance kit and not purchased separately. Maintenance kit defined as a kit that provides an item that can be replaced at organizational or intermediate levels of maintenance.
KB	Item included in both a depot overhaul/repair kit and a maintenance kit.
MO	Item to be manufactured or fabricated at organizational level.
MF	Item to be manufactured or fabricated at the direct support maintenance level.
MH	Item to be manufactured or fabricated at the general support maintenance level.
MD	Item to be manufactured or fabricated at the depot maintenance level.
AO	Item to be assembled at organizational level.
AF	Item to be assembled at direct support maintenance level.
AH	Item to be assembled at general support maintenance level.
AD	Item to be assembled at depot maintenance level.
XA	Item is not procured or stocked because the requirements for the item will result in the replacement of the next higher assembly.

Code	Definition
XB	Item is not procured or stocked. If not available through salvage, requisition.
XC	Installation drawing, diagram, instruction sheet, field service drawing, that is identified by manufacturer's part number
XD	A support item that is not stocked. When required, item will be procured through normal support channels.

NOTE

Cannibalization or salvage may be used as a source of supply for any items coded above except those coded XA and aircraft support items as restricted by AR 700-42.

(2) Maintenance Code. Maintenance codes are assigned to indicate the levels of maintenance authorized to USE and REPAIR support items. The maintenance codes are entered in the third and fourth positions of the Uniform SMR Code format as follows:

(a) The maintenance code entered in the third position will indicate the lowest maintenance level authorized to remove, replace, and use the support item. The maintenance code entered in the third position will indicate one of the following levels of maintenance:

Code	Application/Explanation
C	Crew or operator maintenance performed within organizational maintenance.
O	Support item is removed, replaced, used at the organizational level.
I	Support item is removed, replaced, used by the direct support element of integrated direct support maintenance.
F	Support item is removed, replaced, used at the direct support level.

Code	Application/Explanation
H	Support item is removed, replaced, used at the general support level.
D	Support items that are removed, replaced used at depot, mobile depot, specialized repair activity only.

(b) The maintenance code entered in the fourth position indicates whether the item is to be repaired and identifies the lowest maintenance level with the capability to perform complete repair (i.e., all authorized maintenance functions), This position will contain one of the following maintenance codes.

Code	Application/Explanation
O	The lowest maintenance level capable of complete repair of the support item is the organizational level.
F	The lowest maintenance level capable of complete repair of the support item is the direct support level.
H	The lowest maintenance level capable of complete repair of the support item is the general support level.
D	The lowest maintenance level capable of complete repair of the support item is the depot level.
L	Repair restricted to designated specialized repair activity.
Z	Nonreparable. No repair is authorized.
B	No repair is authorized. The item may be reconditioned by adjusting, lubricating, etc., at the user level. No parts or special tools are procured for the maintenance of this item.

(3) Recoverability Code. Recoverability codes are assigned to support items to indicate the disposition action on unserviceable items. The recoverability code is entered in the fifth position of the

Uniform SM R Code format as follows:

Recoverability

Code	Definition
Z	Nonreparable item. When un-serviceable, condemn and dispose at the level indicated in Position 3.
O	Reparable item. When uneconomically repairable, condemn and dispose at organizational level.
F	Reparable item. When uneconomically repairable, condemn and dispose at the direct support level.
H	Reparable item. When uneconomically repairable, condemn and dispose at the general support level.
D	Reparable item. When beyond lower level repair capability, return to depot, Condemnation and disposal not authorized below depot level.
L	Reparable item. Repair, condemnation, and disposal not authorized below depot/specialized repair activity level.
A	Item requires special handling or condemnation procedures because of specific reasons (i.e., precious metal content, high dollar value, critical material or hazardous material). Refer to appropriate manuals/directives for specific instructions.

c. National Stock Number. Indicates the National Stock Number assigned to the item and will be used for requisitioning purposes.

d. Part Number, Indicates the primary number used by the manufacturer which controls the design and characteristics of the item by means of its engineering drawings, specifications standards, and inspection requirements to identify and item or range of items.

NOTE

When a stock numbered item is requisitioned, the item received may have a different part number than the part being replaced.

e. Federal Supply Code for Manufacturer (FSCM). The FSCM is a 5-digit numeric code listed in SB 708-42 which is used to identify the manufacturer, distributor, or Government agency, etc.

f. Description. Indicates the Federal item name and, if required, a minimum description to identify the item.

g. Unit of Measure (U/M). Indicates the standard of the basic quantity of the listed item as used in performing the actual maintenance function. This measure is expressed by a two-character alphabetical abbreviation (e.g., ea, in, pr, etc). When the unit of measure differs from the unit of issue, the lowest unit of issue that will satisfy the required units of measure will be requisitioned.

h. Quantity Incorporated in Unit. Indicates the quantity of the item used in the breakout shown on the illustration figure, which is prepared for a functional group, subfunctional group, or an assembly. A "V" appearing in this column in lieu of a quantity indicates that no specific quantity is applicable, (e.g., shims, spacers, etc).

4. Special Information.

a. Usable on codes are shown in the description column. Uncoded items are applicable to all models. Identification of the usable codes used in this publication are:

Code	Used On
BBW	Thermo-King Mdl S18-104TM5
BBX	Keco Mdl F18000-6
BBY	MECOM Mdl G18000-5MEC
BBZ	MECOM Mdl F18000-5MEC

b. Detailed manufacturing instructions for items source coded to be manufactured or fabricated are found in TM 5-4120-298-13. Bulk materials required to manufacture items are listed in the Bulk Material Group of this manual.

c. Detailed assembly instructions for items source coded to be assembled are found in TM 5-4120-298-13. Assembly components are listed immediately following the item to be assembled.

d. Repair parts kits and gasket sets listed at the end of the repair parts listing for the last figure containing parts of the kit.

e. The following publication pertains to the Air Conditioner and its components:

TM 5-4120-298-13
Air Conditioner, Case Mtd.

5. How to Locate Repair Parts.

a. When National Stock Number of Part Number is Unknown:

(1) First. Using the table of contents, determine the functional group within which the item belongs. This is necessary since illustrations are prepared for functional groups and listings are divided into the same groups.

(2) Second. Find the illustration covering the functional group to which the item belongs.

(3) Third. Identify the item on the illustration and note the illustration figure and item number of the item.

(4) Fourth. Using the Repair Parts Listing, find the figure and item number noted on the illustration.

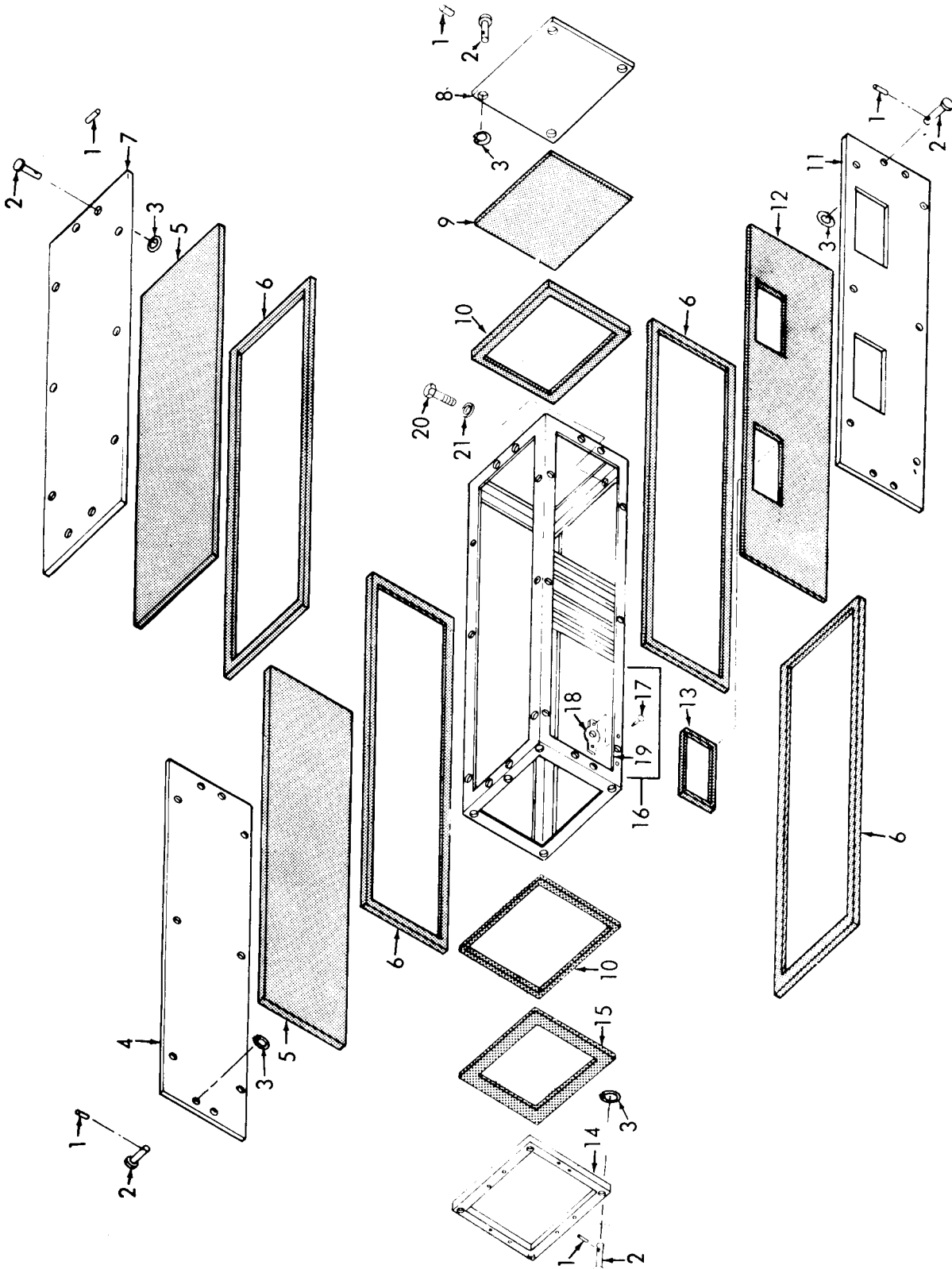
b. When National Stock Number or Part Number is Known:

(1) First. Using the Index of National Stock Numbers and Part Numbers, find the pertinent National stock number or part number. This index is in NIIN sequence followed by a list of part numbers in alphameric sequence, cross-referenced to the illustration figure number and item number.

(2) Second. After finding the figure and item number, locate the figure and item number in the repair parts list.

6. Abbreviations.

Abbreviations	Explanation
ea	each
ft	foot (feet)
grp	Group(s)
in.	inch(es)
lg	long(length)
lh	left hand
mtg	mounting(s)
No.	number(s)
rh	right hand
thd	thread(ed)
v	volts

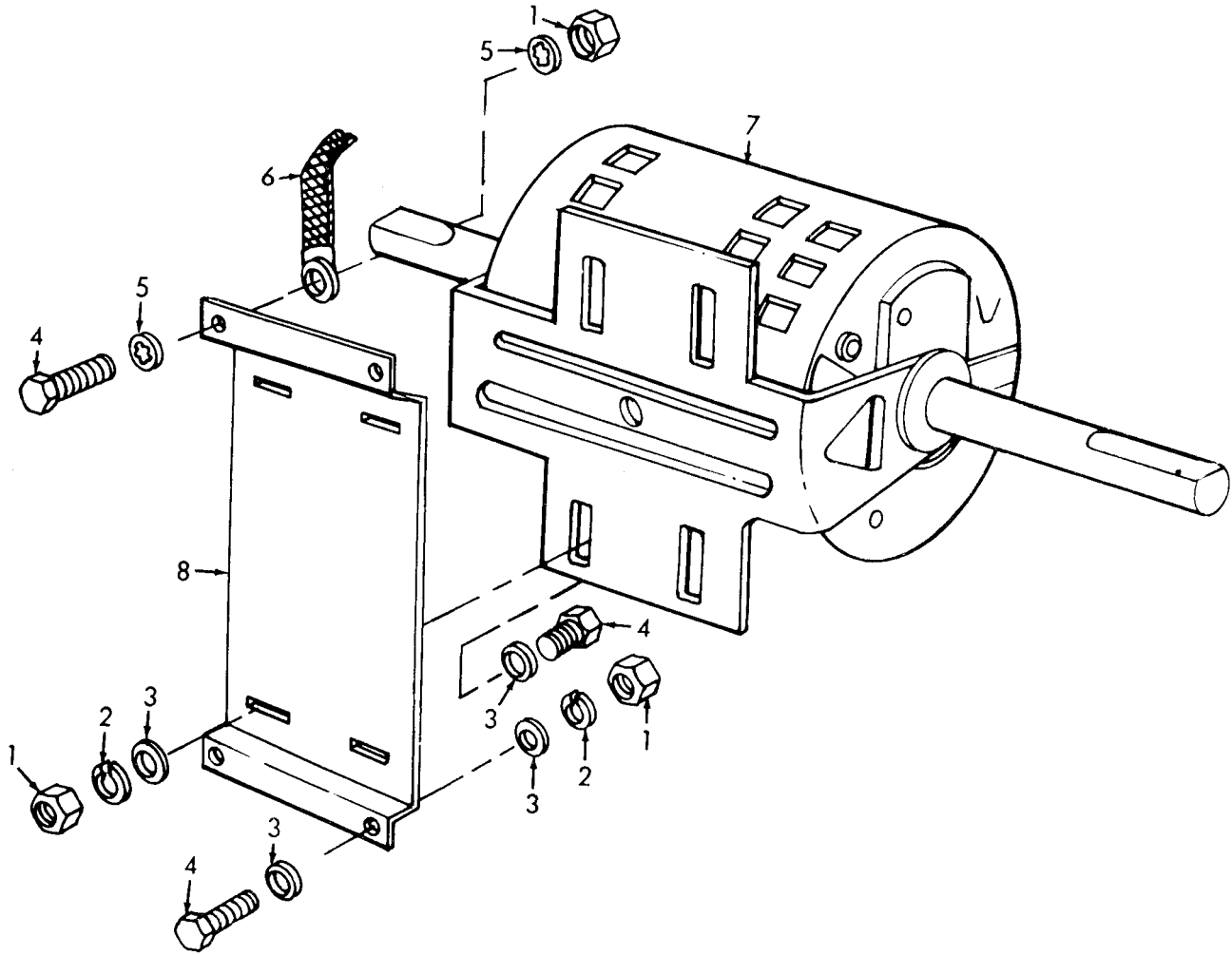


TS 4120-298-23P/1

Figure 1. Evaporator Fan Frame and Panels

SECTION II - REPAIR PARTS LIST									
(1)	(2)	(3)	(4)	(5)	(6)	(7)	(8)		
ILLUSTRATION		FEDERAL			DESCRIPTION		QTY	INC	
(A)	(B)	STOCK	PART	FSCM		USABLE ON CODE	U/M	IN	UNIT
FIG	ITEM	NUMBER	NUMBER						
NO	NO								
GROUP 01 - EVAPORATOR AND CONDENSER FRAME AND PANELS									
1	1	XBOZZ	5315-00-141-6355	99785-2	76530	PIN, TURN LOCK STUD	BBW	EA	38
1	2	PAOZZ	5325-00-905-6559	295278-3-350	76530	STUD, TURN LOCK, PANEL ATTACHING	BBW	EA	38
1	2	PAOZZ	5325-00-171-5791	2700-10	71286	STUD, TURN LOCK, PANEL ATTACHING	BBX,BBY,BBZ	EA	38
1	3	XBOZZ	5310-00-845-7769	27S51-1	71286	RING, RETAINING, TURN LOCK STUD	BBX,BBY,BBZ	EA	38
1	4	XBOZZ		3098C07H56	61510	PANEL	BBW	EA	1
1	4	XBOZZ		64140	94833	PANEL	BBX,BBY,BBZ	EA	1
1	5	MOOZZ		MIL-I-14511	81349	INSULATION PANEL, MANUFACTURE FROM		EA	2
1		PAOZZ	5640-00-785-7888	MIL-I-14511	81349	.SYNTHETIC RUBBER, 3 FT 5 IN. X 11 IN. REQ FOR EA PANEL		FT	V
1	6	MOOZZ		54260-104	94833	STRIP SEALING, MANUFACTURE FROM		EA	4
1		PAOZZ	5330-00-333-0313	33-8108-010-360	81336	.NEOPRENF PLOYMER		FT	V
1	7	XBOZZ		3098C07H01	61510	PANEL, EVAPORATOR, FAN SECTION, TOP	BBW	EA	1
1	7	XBOZZ		64164	94883	PANEL, EVAPORATION, FAN SECTION, TOP	BBX,BBY,BBZ	EA	4
1	8	XBOZZ		2180B40H01	61510	PANEL	BBW	EA	1
1	8	XBOZZ		64183	94833	PANEL	BBX,BBY,BBZ	EA	1
1	9	MOOZZ		MIL-I-14511	81349	INSULATION, PANEL, MANUFACTURE FROM		EA	1
1		PAOZZ	5640-00-785-7888	MIL-I-14511	81349	.SYNTHETIC RUBBER, 11 1/4 X 11 1/4 IN. REQ FOR EA PANEL		FT	V
1	10	MOOZZ				STRIP SEALING, MANUFACTURE FROM		EA	2
1		PAOZZ	5330-00-333-0313	33-8108-010-360	81336	.NEOPRENE POLYMER, 4 FT 2 5/8 IN. REQ FOR EA PANEL		FT	V
1	11	XBOZZ	4130-00-189-6764	3098C07H52	61510	PANEL EVAPORATOR AND CONDENSER, FAN SECTION	BBW	EA	1
1	11	XBOZZ		64149	94833	PANEL EVAPORATOR AND CONDENSER, FAN SECTION	BBX,BBY,BBZ	EA	1
1	12	MOOZZ		MIL-I-14511	81349	INSULATION RUBBER, MANUFACTURE FROM		EA	1
1		PAOZZ		MIL-I-14511	81349	.SYNTHETIC RUBBER, 3 FT 5 IN. X 11 IN. REQ FOR EA PANEL		FT	V
1	13	MOOZZ				STRIP SEALING, MANUFACTURE FROM		EA	2
1		PAOZZ	5330-00-333-0313	33-8108-010-360	81336	.NEOPRENE POLYMER, 4 FT 9 IN. REQ FOR EA PANEL		FT	V
1	14	XBOZZ		3098C08G16	61510	PANEL, CONTROL BOX END	BBW	EA	1
1	15	MOOZZ				INSULATION PANEL, MANUFACTURE FROM		EA	1
1		PAOZZ	5640-00-785-7888	MIL-I-14511	81349	.SYNTHETIC RUBBER, 11 IN. X 11 IN. REQ FOR EA PANEL		FT	V
1	16	XBFZZ		4002D08G01	61510	FRAME ASSEMBLY, CONDENSER FAN SECTION	BBW	EA	1
1	16	XBFZZ	4130-00-126-8934	64011	94833	FRAME ASSEMBLY, EVAPORATOR FAN SECTION	BBX,BBY,BBZ	EA	1
1	17	XBOZZ		MS20604B4T5	96906	.RIVET, BLIND, RECEPTACLE MTG		EA	96
1	18	PAOZZ	5325-00-290-3974	99967C098	76530	.RECEPTACLE, TURN LOCK, PANEL MTG	BBW	EA	48
1	19	XBFZZ		4002D09G01	61510	.FRAME EVAPORATOR, FAN SECTION	BBW	EA	1
1	19	XDOZZ	4130-00-125-8684	64013	94833	.FRAME CONDENSER, FAN SECTION	BBX,BBY,BBZ	EA	1
1	20	PAFZZ	5306-00-225-9089	MS90726-34	96906	BOLT, MACHINE, FRAME TO FRAME		EA	16
1	21	PAFZZ	5310-00-087-7493	MS27183-13	96906	WASHER, FLAT, FRAME TO FRAME		EA	16

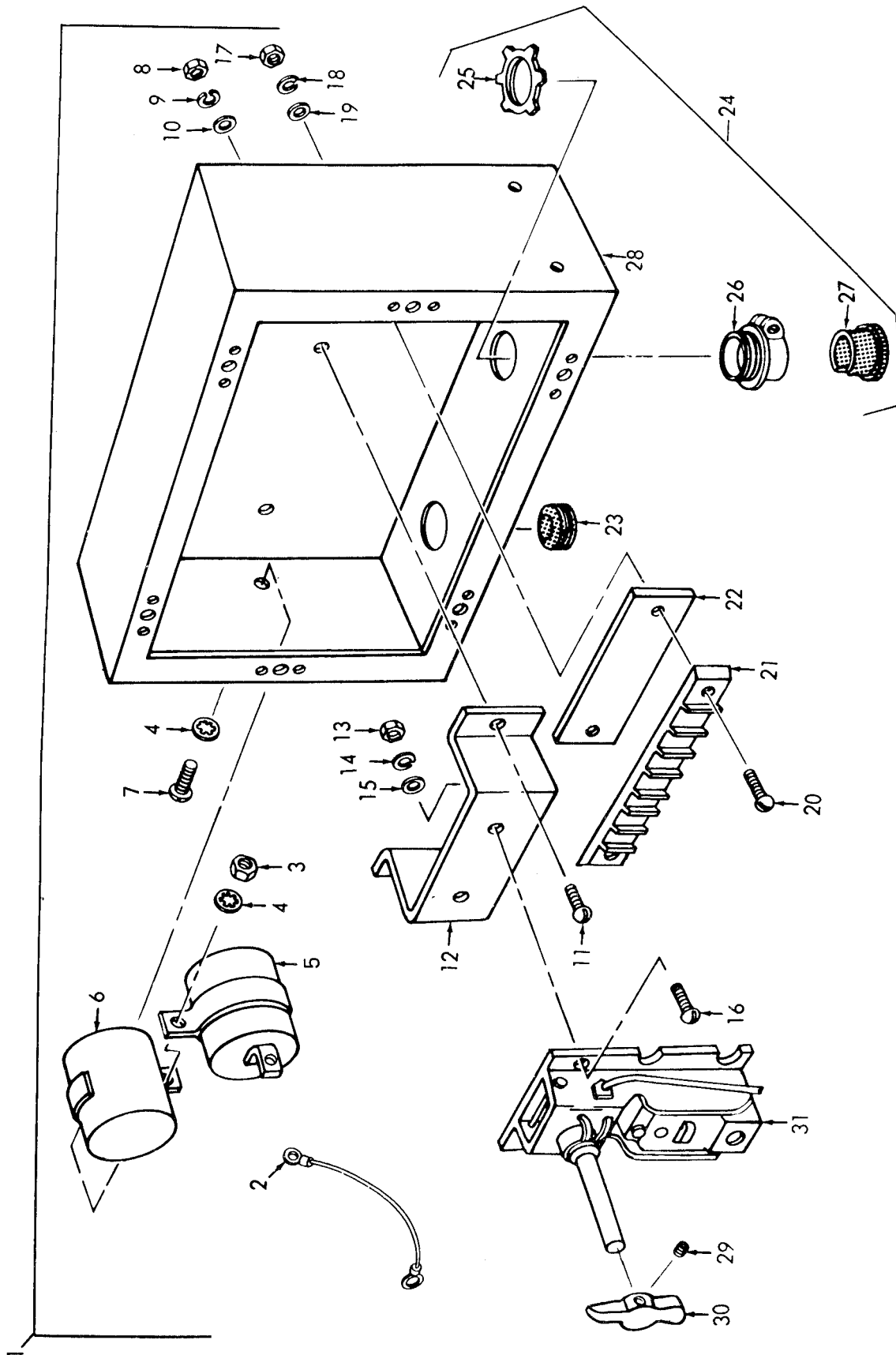
(1) ILLUSTRATION (A) FIG NO	(B) ITEM NO	(2) SMR CODE	(3) FEDERAL STOCK NUMBER	(4) PART NUMBER	(5) FSCM	TMS-4120-298-23P (6) DESCRIPTION	USABLE ON CODE	(7) U/M	(8) QTY INC IN UNIT
2	1	XBOZZ	5315-00-141-6355	99785-2	76530	PIN, TURN LOCK STUD	BBW	EA	20
2	2	PAOZZ	5325-00-905-6559	295278-3-350	76530	STUD, TURN LOCK, PANEL ATTACHING	BBW	EA	20
2	2	PAOZZ	5325-00-171-5791	2700-10	71286	STUD, TURN LOCK, PANEL ATTACHING	BBX,BBY,BBZ	EA	20
2	3	XBOZZ	5310-00-845-7769	27S5-1	71286	RING, RETAINING, TURN LOCK STUD	BBX,BBY,BBZ	EA	20
2	4	XBOZZ		3098C07H01	61510	PANEL, BARE, TOP CONDENSER SECTION	BBW	EA	1
2	4	XBOZZ		64140	94833	PANEL, BARE, TOP CONDENSER SECTION	BBX,BBY,BBZ	EA	1
2	5	MOOZZ				INSULATION PANEL, MANUFACTURE FROM	BBW	EA	1
2		PAOZZ	5640-00-785-7888	MIL-I-14511	81349	.SYNTHETIC RUBBER, 3 FT 5 IN. REQ FOR EA PANEL		FT	V
2	6	MOOZZ				STRIP SEALING, MANUFACTURE FROM		EA	1
2		PAOZZ	5330-00-333-0313	R425N1-8X3-16	82942	.NEOPRENE POLYMER, 8 FT 8 1/2 IN. REQ FOR EA PANEL		FT	V
2	7	PAOZZ	5305-00-989-7434	MS35207-263	96906	SCREW, MACHINE, PANEL ATTACHING		EA	6
2	8	XBOZZ		2180B54G01A	61510	PANEL, COVER	BBW	EA	1
2	8	XBOZZ		64141A	94833	PANEL, COVER	BBX	EA	1
2	9	MOOZZ				STRIP SEALING PANEL, MANUFACTURE FROM		EA	1
2		PAOZZ	5330-00-333-0313	33-8108-010-360	81336	.NEOPRENE POLYMER, 40 1/2 IN. REQ FOR EA PANEL		FT	V
2	10	XBOZZ		2180B40H01	61510	PANEL, BARE, CONDENSER SECTION	BBW	EA	1
2	10	XBOZZ		64152	94833	PANEL, BARE, CONDENSER SECTION	BBX,BBY,BBZ	EA	1
2	11	MOOZZ				INSULATION PANEL, MANUFACTURE FROM		EA	1
2		XBOZZ	5640-00-785-7888	MIL-I-14511	81349	.SYNTHETIC RUBBER, 11 1/4 X 11 1/4 IN. REQ FOR EA PANEL		FT	V
2	12	MOOZZ				STRIP SEALING, MANUFACTURE FROM		EA	1
2		PAOZZ	5330-00-333-0313	33-8108-010-360	81336	.NEOPRENE POLYMER, 4 FT 3 IN. REQ. FOR EA PANEL		FT	V



TS 4120-298-23P/3

Figure 3. Blower Motor and Base

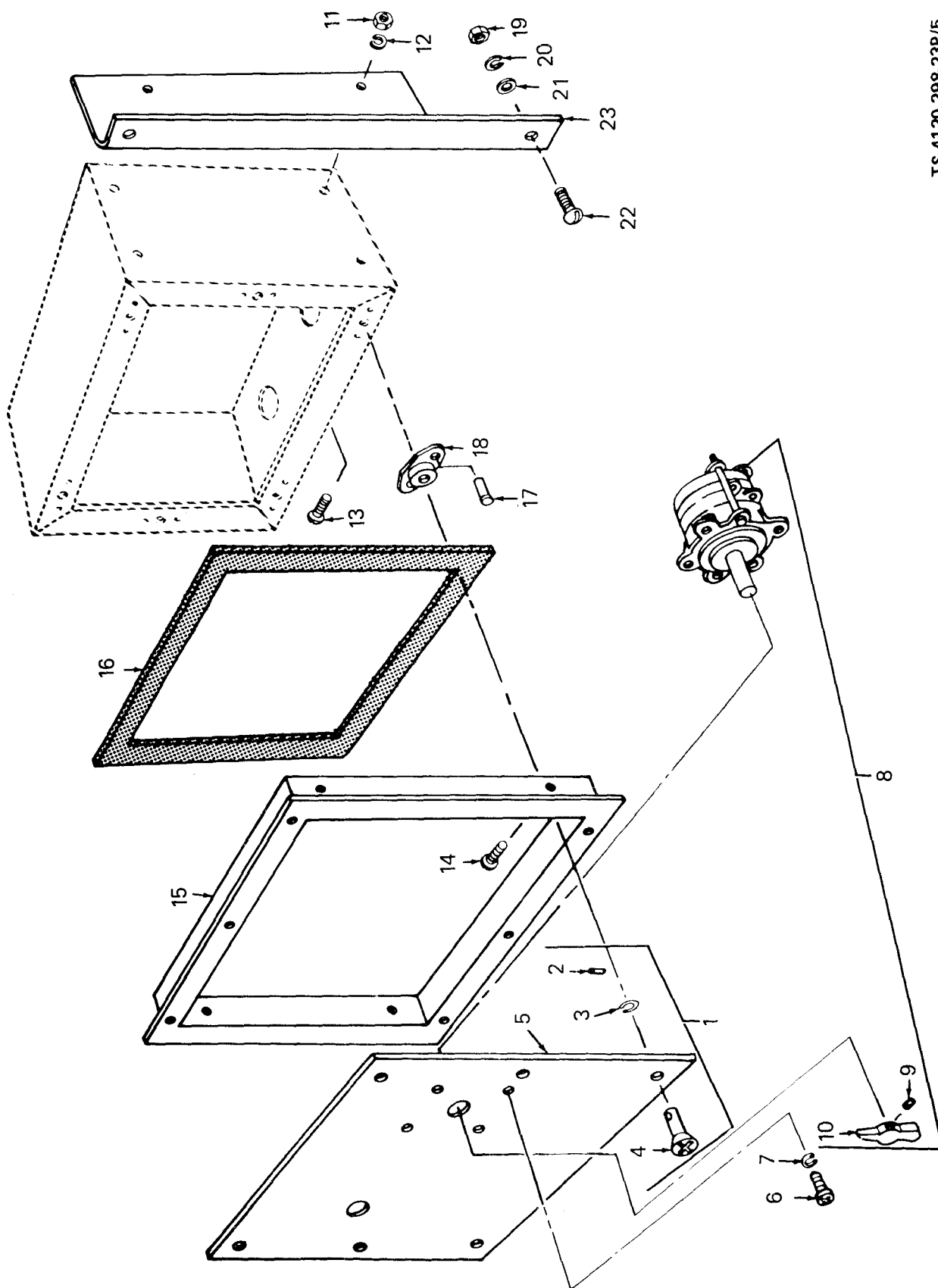
(1) ILLUSTRATION (A) FIG NO	(B) ITEM NO	(2) SMR CODE	(3) FEDERAL STOCK NUMBER	(4) PART NUMBER	(5) FSCM	TMS-4120-298-23P (6) DESCRIPTION	(7) USABLE ON CODE U/M	(8) QTY INC IN UNIT
						GROUP 02 - CONDENSER AND EVAPORATOR		
3	1	PAOZZ		MS51968-4	96906	NUT, PLAIN, HEXAGON, MOTOR MTG SCREW	EA	8
3	2	PAOZZ	5310-00-012-0214	MS35338-26	96906	WASHER, LOCK, MOTOR MTG SCREW	EA	7
3	3	PAOZZ	5310-00-087-7493	MS27183-13	96906	WASHER, FLAT, MOTOR MTG SCREW	EA	12
3	4	PAOZZ	5306-00-225-9088	MS90726-33	96906	SCREW, MACHINE, MOTOR MTG	EA	8
3	5	PAOZZ	5310-00-012-0214	MS35338-26	96906	WASHER, LOCK, GROUND STRAP MTG	EA	2
3	6	XBOZZ		1084A26G01	61510	STRAP, GROUND, BLOWER MOTOR	EA	1
3	7	PAOZZ	6105-00-822-1759	2180B35G04	61510	MOTOR, ELECTRIC BLOWER, EVAPORATOR SECTION ELECTRIC MOTORS ARE TO BE REQUISITIONED BY COMPLETE IDENTIFICATION, MOTOR AND FRAME NAME PLATE DATA MUST BE SHOWN ON REQUISITION BBW	EA	2
3	7	XBOZZ	6105-00-127-4875	5KC42JG776T	12532	MOTOR AC, BLOWER MOTORS MUST BE REQUISITIONED BY COMPLETE NOMENCATURE, MOTOR AND FRAME NAME AND COMPLETE PLATE DATA SHOWN ON REQUISITION BBX, BBY, BBZ	EA	2
3	8	XBOZZ		1068A26H01	61510	BASE, BLOWER MOTOR EVAPORATOR	EA	1
3	8	XBOZZ		64024	94833	BASE, FAN MOTOR, EVAPORATOR SECTION	EA	1



TS 4120-298-23P/4

Figure 4. Control Panel

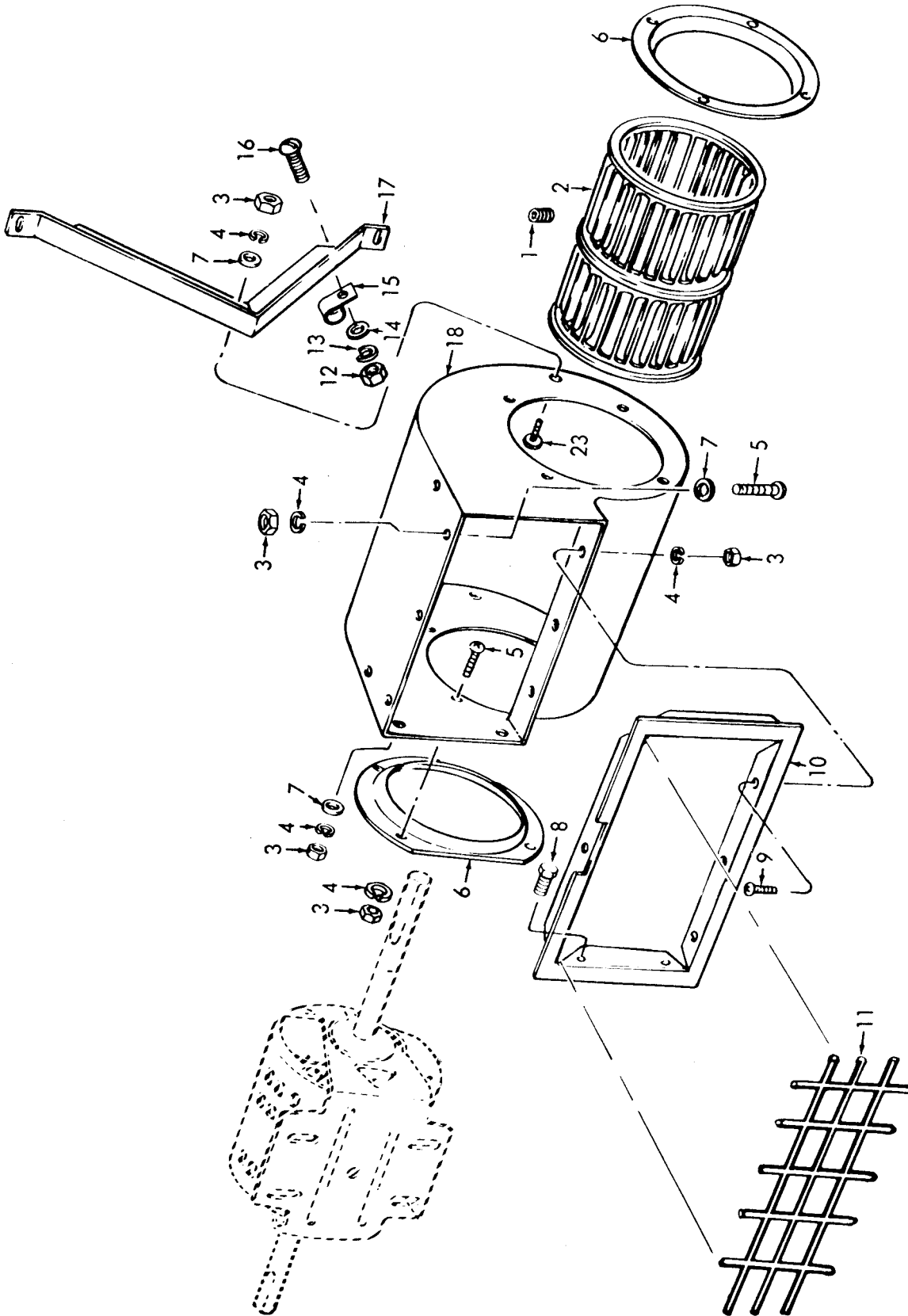
(1) ILLUSTRATION (A) FIG NO	(2) (B) ITEM NO	(3) SMR CODE	(4) FEDERAL STOCK NUMBER	(5) PART NUMBER	(6) TMS-4120-298-23P DESCRIPTION FSCM	(7) USABLE ON CODE U/M	(8) QTY INC IN UNIT
					GROUP 03 - CONTROL PANEL		
4	1	XBOZZ		3097C99G73	61510 BOX ASSEMBLY, CONTROL	BBW	EA 1
4	1	XDOZZ	4130-00-125-8703	64059	94833 BOX ASSEMBLY, CONTROL	BBX, BBY, BBZ	EA 1
4	2	XBOZZ			LEAD ASSEMBLY, TEMPERATURE CONTROL SWITCH		EA 1
4	3	XBOZZ	5310-00-012-0622	MS35649-82	96906 .NUT, PLAIN, HEXAGON, CAPACITOR MTG SCREW	BBW	EA 1
4	4	PAOZZ	5310-00-559-0070	MS35338-38	96906 .WASHER, LOCK, CAPACITOR MTG SCREW	BBW	EA 2
4	5	XBOZZ		MC9C07	14655 .CAPACITOR	BBW	EA 1
4	6	XBOZZ		MC907	14655 .CAPACITOR	BBW	EA 1
4	7	XBOZZ		MS35223-43	96906 .SCREW, MACHINE, CAPACITOR MTG	BBW	EA 1
4	8	PAOZZ	5310-00-934-9751	MS35650-102	96906 .NUT, PLAIN, HEXAGON, BRACKET MTG SCREW		EA 2
4	9	PAOZZ	5310-00-045-3296	MS35338-24	96906 .WASHER, LOCK, BRACKET MTG SCREW		EA 2
4	10	PAOZZ	5310-00-823-8804	MS27183-9	96906 .WASHER, FLAT, BRACKET MTG SCREW		EA 2
4	11	PAOZZ	5305-00-989-7434	MS35207-263	96906 .SCREW, MACHINE, BRACKET MTG		EA 2
4	12	XBOZZ		1021A91H01	61510 .BRACKET, TEMPERATURE CONTROL SWITCH	BBW	EA 1
4	12	XBOZZ		64191	94833 .BRACKET, TEMPERATURE CONTROL	BBX, BBY, BBZ	EA 1
4	13	PAOZZ	5310-00-934-9751	MS35650-102	96906 .NUT, PLAIN, HEXAGON, SWITCH MTG SCREW		EA 2
4	14	PAOZZ	5310-00-045-3296	MS35338-24	96906 .WASHER, LOCK, SWITCH MTG SCREW		EA 2
4	15	PAOZZ	5310-00-823-8804	MS27183-9	96906 .WASHER, FLAT, SWITCH MTG SCREW		EA 2
4	16	PAOZZ	5305-00-984-7341	MS35191-273	96906 .SCREW, MACHINE, SWITCH TO BRACKET MTG		EA 2
4	17	XBOZZ	5310-00-012-0622	MS35649-82	96906 .NUT, PLAIN, HEXAGON, TERMINAL, BLOCK MTG		EA 2
4	18	PAOZZ	5310-00-045-3299	MS35338-23	96906 .WASHER, LOCK, TERMINAL BOARD SCREW		EA 2
4	19	XBOZZ		MS15795-207	96906 .WASHER, FLAT. .TERMINAL BLOCK MTG .SCREW, NO. 8		EA 2
4	20	PAOZZ	5305-00-984-6193	MS35206-245	96906 .SCREW, MACHINE, TERMINAL BLCOK MTG		EA 2
4	21	XBOZZ		207	00705 .TERMINAL, BOARD, CONTROL BOX	BBW	EA 1
4	21	XBOZZ	5940-00-500-7961	4-141	71785 .TERMINAL, BOARD, CONTROL BOX	BBX, BBY, BBZ	EA 1
4	22	XBOZZ		2117B84H44	61510 .STRIP, MARKER, TERMINAL BOARD	BBW	EA 1
4	23	PAOZZ	5325-00-281-1557	2285	70485 .GROMMET, RUBBER, CONTROL BOX	BBW	EA 1
4	23	PAOZZ	5325-00-281-1557	MS35489-17	96906 .GROMMET, RUBBER, CONTROL BOX	BBX, BBY, BBZ	EA 1
4	24	XBOZZ		2180B51G52	61510 .BOX ASSEMBLY, CONTROL	BBW	EA 1
4	24	XBOZZ		64067	94833 .BOX ASSEMBLY, CONTROL	BBX, BBY, BBZ	EA 1
4	25	XBOZZ			..LOCKNUT, ELECTRICAL CONNECTOR		EA 1
4	26	XBOZZ		6623	03923 ..CONNECTOR, CALBE	BBW	EA 1
4	26	XBOZZ	5975-00-152-1144	3302	59730 ..CONNECTOR, CABLE	BBX, BBY, BBZ	EA 1
4	27	XBOZZ		4	48170 ..BUSHING, RUBBER, ELECTRICAL CONNECTOR	BBW	EA 1
4	28	XBOZZ		2180B50H01	61510 ..BOX, CONTROL	BBW	EA 1
4	28	XBOZZ		64194	94833 ..BOX, CONTROL	BBX, BBY, BBZ	EA 1
4	29	XBOZZ	5305-00-249-0524	MS51017-39	96906 .SCREW, SET, SWITCH KNOB		EA 1
4	30	XBOZZ	5355-00-185-6807	1066A50G01	61510 .KNOB, SWITCH	BBW	EA 1
4	30	XBOZZ		277A	92578 .KNOB, TEMPERATURE	BBX, BBY, BBZ	EA 1
4	31	XBOZZ		3091C94G01	61510 .TEMPERATURE CONTROL	BBW	EA 1
4	31	PAOZZ	5930-00-401-6719	A19AGC23	92578 .TEMPERATURE CONTROL	BBX, BBY, BBZ	EA 1



TS 4120-298-23P/5

Figure 5. Control Box

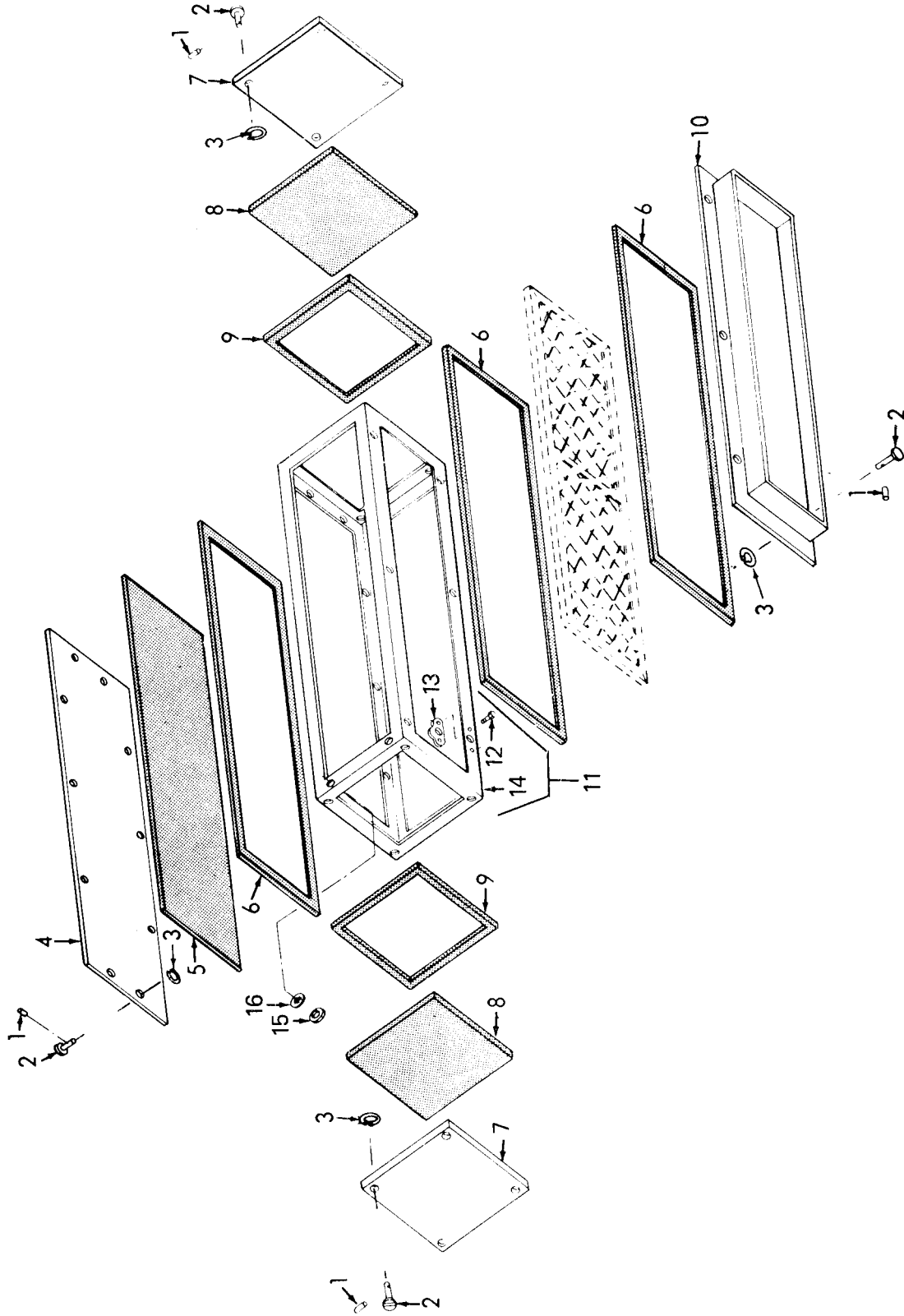
(1) ILLUSTRATION (A) FIG NO	(B) ITEM NO	(2) SMR CODE	(3) FEDERAL STOCK NUMBER	(4) PART NUMBER	(5) FSCM	TMS-4120-298-23P (6) DESCRIPTION	USABLE ON CODE	(7) U/M	(8) QTY INC IN UNIT
5	1	XBOZZ		2020B86G01	96906	.PANEL ASSEMBLY	BBW	EA	1
5	1	XBOZZ	4130-00-125-8705	64061	94833	.PANEL ASSEMBLY	BBX,BBY,BBZ	EA	1
5	2	PAOZZ	5315-00-141-6355	99785-2	76530	..PIN, TURN LOCK	BBW	EA	6
5	3	XBOZZ	5310-00-845-7769	27S5-1	71286	..RING, RETAINING, TURN LOCK STUD	BBX,BBY,BBZ	EA	6
5	4	PAOZZ	5325-00-905-6559	295278-3-350	76530	..STUD, TURN LOCK, CONTROL BOX COVER	BBW	EA	6
5	4	PAOZZ	5325-00-171-5791	2700-10	71286	..STUD, TURN LOCK	BBX,BBY,BBZ	EA	6
5	5	XBOZZ		2020B86H01	96906	..PANEL, CONTROL	BBW	EA	1
5	5	XBOZZ		64062-3	94833	..PANEL, CONTROL	BBX,BBY,BBZ	EA	1
5	6	PAOZZ	5305-00-984-6210	MS35206-263	96906	.SCREW, MACHINE, SWITCH MTG		EA	4
5	7	PAOZZ	5310-00-045-3296	MS35338-24	96906	.WASHER, LOCK, SWITCH MTG		EA	4
5	8	PAOZZ	5930-00-548-9771	1067A91G01	61510	.SWITCH, ROTARY, SELECTOR	BBW	EA	1
5	8	PAOZZ	5930-00-131-9931	C11428	82121	.SWITCH, ROTARY, SELECTOR	BBX,BBY,BBZ	EA	1
5	9	XBOZZ	5305-00-013-1835	131835	24617	..SCREW, MACHINE, KNOB MTG		EA	1
5	10	XBOZZ		80156-584	04009	..KNOB, SELECTOR SWITCH	BBW	EA	1
5	10	XBOZZ		8204-7	82121	..KNOB, SWITCH	BBX,BBY,BBZ	EA	1
5	11	PAOZZ	5310-00-934-9751	MS35650-102	96906	.NUT, PLAIN, HEXAGON, SUPPORT TO BOX MTG SCREW		EA	4
5	12	PAOZZ	5310-00-045-3296	MS35338-24	96906	.WASHER, LOCK, SUPPORT TO BOX MTG SCREW		EA	4
5	13	PAOZZ	5305-00-989-7435	MS35207-264	96906	.SCREW, MACHINE, BOX AND SUPPORT ATTACHING		EA	4
5	14	PAOZZ	5305-00-989-7434	MS35207-263	96906	.SCREW, MACHINE, FRAME MTG, CONTROL BOX		EA	4
5	15	XBOZZ		2022B12G01	61510	.FRAME, CONTROL BOX	BBW	EA	1
5	15	XBOZZ	4130-00-125-8704	64064	94833	.FLANGE, FRONT	BBX,BBY,BBZ	EA	1
5	16	MOOZZ				.STRIP, SEALING, CONTROL BOX COVER, MANUFACTURE FROM		EA	1
5		PAOZZ	5330-00-333-0313	33-8108-010-360	81336	..NEIPRENE POLYMER, 33 IN. REQ FOR EA PANEL		FT	V
5	17	XBOZZ		MS20604B4T4	96906	.RIVET, BLIND, CONTROL BOX, TURN LOCK RECEPTACLE		EA	12
5	18	PAOZZ	5325-00-290-3974	99967C098	76530	.RECEPTACLE, TURN LOCK, CONTROL BOX	BBW	EA	6
5	18	XBOZZ		26R6-1BB	71286	.RECEPTACLE, TURN LOCK, CONTROL BOX	BBX,BBY,BBZ	EA	6
5	19	PAOZZ	5310-00-934-9151	MS35650-102	96906	.NUT, PLAIN, HEXAGON, BOX AND SUPPORT MTG		EA	4
5	20	PAOZZ	5310-00-045-3296	MS35338-24	96906	.WASHER, LOCK, SUPPORT AND BOX ATTACHING		EA	4
5	21	PAOZZ	5310-00-823-8804	MS27183-9	96906	.WASHER, FLAT, BOX AND SUPPORT ATTACHING		EA	4
5	22	PAOZZ	5305-00-989-7434	MS35207-263	96906	.SCREW, MACHINE, SUPPORT TO FRAME, CONTROL BOX		EA	4
5	23	XBOZZ		1030A98H01	61510	.SUPPORT, CONTROL BOX	BBW	EA	2
5	23	XBOZZ	4130-00-126-2369	64060-1	94833	.SUPPORT, CONTROL BOX, LEFT	BBX,BBY,BBZ	EA	1
5	23	XBOZZ	4130-00-124-7153	64060-2	94833	.SUPPORT, CONTROL BOX, RIGHT	BBX,BBY,BBZ	EA	1



TS 4120-298-23P/6

Figure 6. Blower and Housing

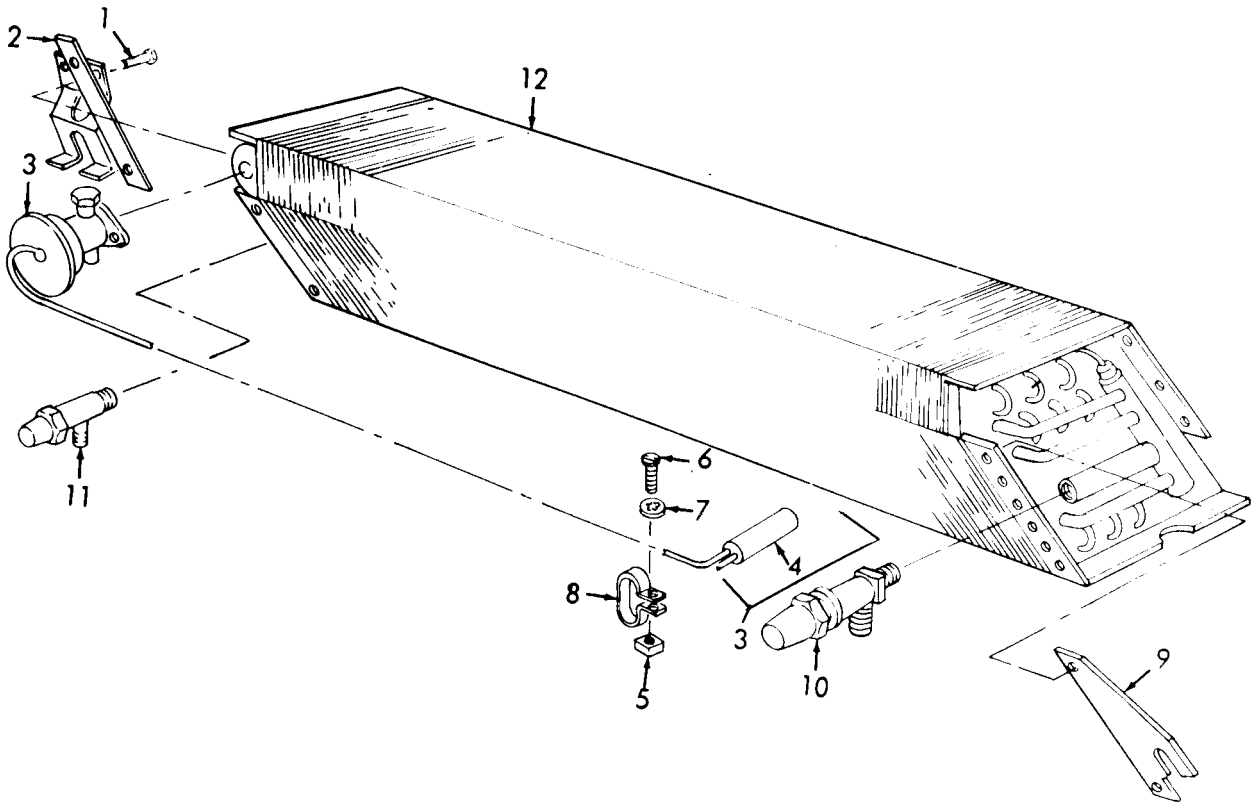
(1) ILLUSTRATION (A) FIG NO	(2) (B) ITEM NO	(3) SMR CODE	(4) FEDERAL STOCK NUMBER	(5) PART NUMBER	(6) FSCM	TM5-4120-298-23P (6) DESCRIPTION	(7) USABLE ON CODE U/M	(8) QTY INC IN UNIT
GROUP 04 - EVAPORATOR AND CONDENSER BLOWER FAN AND HOUSING BLOWER AND HOUSING								
6	1	XBOZZ	5305-00-724-5813	MS51018-66	96906	SCREW, SET, BLOWER MTG	EA	4
6	2	PAOZZ	4140-00-868-6824	AD610-325-2CW	60399	WHEEL, FAN, LEFT HAND	EA	2
6	2	PAOZZ	4140-00-868-6823	AD610-325-2CCW	60399	WHEEL, FAN, RIGHT HAND	EA	2
6	3	PAOZZ	5310-00-934-9151	MS35650-102	96906	NUT, PLAIN, HEXAGON, ORIFICE FRAME, BLOWER HOUSING, SUPPORT MTG	EA	46
6	4	PAOZZ	5310-00-045-3296	MS35338-24	96906	WASHER, LOCK, BLOWER HOUSING, SUPPORT FRAME, ORIFICE MTG		
6	5	PAOZZ	5305-00-989-7434	MS35207-263	96906	SCREW, MACHINE, ORIFICE, FRAME MTG	EA	44
6	6	XBOZZ		1068A49H01	61510	ORIFICE, BLOWER	BBW	EA 8
6	6	XBOZZ		64026	94833	ORIFICE, AIR INLET	BBX, BBY, BBZ	EA 8
6	7	PAOZZ	5310-00-823-8804	MS27183-9	96906	WASHER, FLAT, BLOWER HOUSING ATTACHING SCREW	EA	20
6	8	PAOZZ	5305-00-984-7341	MS35191-273	96906	SCREW, MACHINE, FAN SUPPORT HOUSING	EA	4
6	9	PAOZZ	5305-00-989-7435	MS35207-264	96906	SCREW, MACHINE, BLOWER FRAME MTG	EA	12
6	10	XBOZZ		C64026	94833	FRAME, BLOWOUT	BBX, BBY, BBZ	EA 2
6	10	XBOZZ		2021B36G01	61510	FRAME, BLOWOUT	BBW	EA 2
6	11	XBOZZ		1024A07G01	61510	GRILLE, BLOWER HOUSING	BBW	EA 2
6	11	XBOZZ		64031	94833	GRILLE, FAN HOUSING	BBX, BBY, BBZ	EA 2
6	12	XBOZZ		MS51968-1	96906	NUT, PLAIN, HEXAGON, SUPPORT MTG SCREW	EA	12
6	13	PAOZZ	5310-00-582-5965	MS35338-25	96906	WASHER, LOCK, BLOWER SUPPORT MTG	EA	12
6	14	PAOZZ	5310-00-809-3078	MS27183-11	96906	WASHER, FLAT, BLOWER SUPPORT MTG SCREW	EA	12
6	15	XBOZZ		C4980A7	78553	CLAMP, LOOP, FAN WIRING	BBW	EA 4
6	15	XBOZZ		8492-44-3	94833	CLAMP, LOOP, FAN WIRING	BBX, BBY, BBZ	EA 4
6	16	PAOZZ	5305-00-988-3785	MS35191-291	96906	SCREW, MACHINE, SUPPORT MTG	EA	6
6	17	XBOZZ		2180B42H01	61510	SUPPORT, BLOWER	BBW	EA 1
6	17	XDFZZ	4130-00-125-8683	64023-1	94833	SUPPORT, FAN HOUSING, LH, REAR	BBX, BBY, BBZ	EA 1
6	17	XBOZZ		2180B42H02	61510	SUPPORT, BLOWER, RH	BBW	EA 1
6	18	XBOZZ	4130-00-829-8459	1068A53G02	61510	HOUSING, BLOWER	BBW	EA 4
6	18	XDOZZ	4130-00-125-8710	64029	94833	HOUSING ASSEMBLY	BBX, BBY, BBZ	EA 2
6	18	XBOZZ		64027-1	94833	HOUSING, FAN	BBX, BBY, BBZ	EA 2
6	18	XDOZZ	4130-00-125-3792	64027-2	94833	HOUSING, FAN	BBX, BBY, BBZ	EA 2
6	18	XDOZZ	4130-00-126-8938	64028	94833	HOUSING ASSEMBLY	BBX, BBY, BBZ	EA 2



TS 4120-298-23P/7

Figure 7. Evaporator Frame and Panels

(1) ILLUSTRATION (A) FIG NO	(2) (B) ITEM NO	(3) SMR CODE	(3) FEDERAL STOCK NUMBER	(4) PART NUMBER	(5) FSCM	TMS-4120-298-23P (6) DESCRIPTION	(7) USABLE ON CODE	(7) U/M	(8) QTY INC IN UNIT
						GROUP 05 - EVAPORATOR FRAME AND PANELS			
7	1	PAOZZ	5315-00-141-6355	99785-2	76530	PIN, TURN LOCK STUD REAR PANEL	BBW	EA	24
7	2	PAOZZ	5325-00-905-6559	295278-3-350	76530	STUD, TURN LOCK REAR PANEL	BBW	EA	24
7	2	PAOZZ	5325-00-171-5791	2700-10	71286	STUD, TURN LOCK REAR PANEL	BBX,BBY,BBZ	EA	24
7	3	XBOZZ	5310-00-845-7769	27S5-1	71286	RING, RETAINING, TURN LOCK STUD, REAR PANEL	BBX,BBY,BBZ	EA	24
7	4	XBOZZ		3098C07H53	61510	PANEL	BBW	EA	1
7	4	XBOZZ		64147	94833	PANEL	BBX,BBY,BBZ	EA	1
7	5	MOOZZ				INSULATION, REAR PANEL, MANUFACTURE FROM		EA	1
7		PAOZZ	5640-00-785-7888	MIL-I-14511	81349	.SYNTHETIC RUBBER, 3 FT 5 IN. X 11 IN. REQ FOR EA PANEL		FT	V
7	6	MOOZZ				STRIP, SEALING, REAR PANEL, MANUFACTURE FROM		EA	1
7		PAOZZ	5330-00-333-0313	33-8108-010-360	81336	.NEOPRENE POLYMER, 18 X 3/16 X 84 1/4 IN. REQ FOR EA PANEL		FT	V
7	7	XBOZZ		2180B40H01	61510	PANEL, END	BBW	EA	1
7	7	XBOZZ		64183	94833	PANEL, END	BBX,BBY,BBZ	EA	1
7	8	MOOZZ				INSULATION RUBBER, MANUFACTURE FROM		EA	2
7		PAOZZ	5640-00-785-7888	MIL-I-14511	81349	.SYNTHETIC RUBBER, 11 1/4 IN. X 11 1/4 IN. REQ FOR EA PANEL		FT	V
7	9	MOOZZ				STRIP SEALING, MANUFACTURE FROM		EA	2
7		PAOZZ	5330-00-333-0313	33-8108-010-360	81336	.NEOPRENE POLYMER, 4 FT 21 IN. REQ FOR EA PANEL		FT	V
7	10	XBOZZ		2180B48G01	61510	FRAME FILTER	BBW	EA	1
7	10	XBOZZ	4130-00-125-8685	64172	94833	FILTER FRAME	BBX,BBY,BBZ	EA	1
7	11	XBFZZ		4016D06G01	61510	FRAME ASSEMBLY, EVAPORATOR	BBW	EA	1
7	11	XBFZZ	4130-00-125-8675	64012	94833	FRAME, EVAPORATOR	BBX,BBY,BBZ	EA	1
7	12	XBOZZ		MS20604B4T5	96906	.RIVET, BLIND, ATTACHING		EA	88
7	13	PAOZZ	5325-00-290-3974	999670098	76530	.RECEPTACLE TURN LOCK, PANEL MOUNTING	BBW	EA	44
7	13	XBOZZ		26R6-1BB	71286	.RECEPTACLE TURN LOCK, PANEL MOUNTING	BBX,BBY,BBZ	EA	44
7	14	XAOZZ		3098C09G01	61510	.FRAME	BBW	EA	1
7	14	XBOZZ		64012-1	94833	.FRAME	BBX,BBY,BBZ	EA	1
7	15	XBOZZ	5310-00-880-7746	MS35690-522	96906	NUT, PLAIN, HEXAGON, SECTION TO SECTION		EA	6
7	16	PAOZZ	5310-00-045-4007	MS35338-41	96906	WASHER, LOCK, SECTION TO SECTION		EA	6



TS 4120-298-23P/8

Figure 8. Evaporator Coil and Valve

(1) ILLUSTRATION (A) FIG NO	(2) (B) ITEM NO	(3) SMR CODE	(3) NATIONAL STOCK NUMBER	(4) PART NUMBER	(5) FSCM	TMS-4120-298-23P (6) DESCRIPTION	(7) USABLE ON CODE	(8) QTY INC IN UNIT
						GROUP 06 - EVAPORATOR COIL, VALVES, BAFFLES AND DRAIN PAN		
8	1	PAFZZ	5305-00-068-0506	MS90726-6	96906	SCREW, CAP, HEXAGON HEAD, EXPANSION VALVE MTG	BBX, BBY, BBZ	EA 2
8	2	XBFZZ		2180B58G01	61510	BRACKET, DISTRIBUTOR	BBW	EA 1
8	2	XBFZZ		64180	94833	BRACKET, EXPANSION	BBX, BBY, BBZ	EA 1
8	3	PAFZZ	4820-01-091-9206	TCLE2FW3/8X1/ 20DFANGLE	70255	VALVE, EXPANSION, EVAPORATOR SECTION	BBW	EA 1
8	3	PAFZZ	4820-00-825-9163	T0200-3F	70255	VALVE, EXPANSION	BBX, BBY, BBZ	EA 1
8	4	XAFZZ		XB1019FW701B	70255	ELEMENT, VALVE	BBX, BBY, BBZ	EA 1
8	5	PAFZZ	4730-00-287-3281	2082-2B	00624	NUT, SQUARE, CLAMP MTG		EA 2
8	6	XBFZZ		MS35193-55	96906	SCREW, MACHINE, CLAMP MTG		EA 2
8	7	XBFZZ		120423	00000	WASHER, LOCK, CLAMP MTG	BBW	EA 2
8	8	XBFZZ		MS25281-6P	96906	CLAMP, LOOP, EXPANSION VALVE BULB		EA 2
8	9	XBFZZ		2180B59G01	61510	BRACKET, OUTLET VALVE	BBW	EA 1
8	9	XBFZZ		64179	94833	BRACKET VALVE	BBX, BBY, BBZ	EA 1
8	10	XBFZZ		1068A14G01	61510	VALVE, ANGLE, EVAPORATOR COIL	BBW	EA 1
8	10	PAFZZ	4820-00-620-5722	A13183	41947	VALVE, ANGLE	BBX, BBY, BBZ	EA 1
8	11	PAFZZ	4130-00-868-6827	1068A13G01	61510	VALVE, ANGLE	BBW	EA 1
8	11	XBFZZ		A13503	41947	VALVE, ANGLE, EVAPORATOR COIL	BBX, BBY, BBZ	EA 1
8	12	XBFZZ	4130-00-868-6825	3098C0G20	61510	COIL, EVAPORATOR	BBW	EA 1
8	12	PAFZZ	4130-00-125-8708	64037	94833	COIL ASSEMBLY	BBX, BBY, BBZ	EA 1

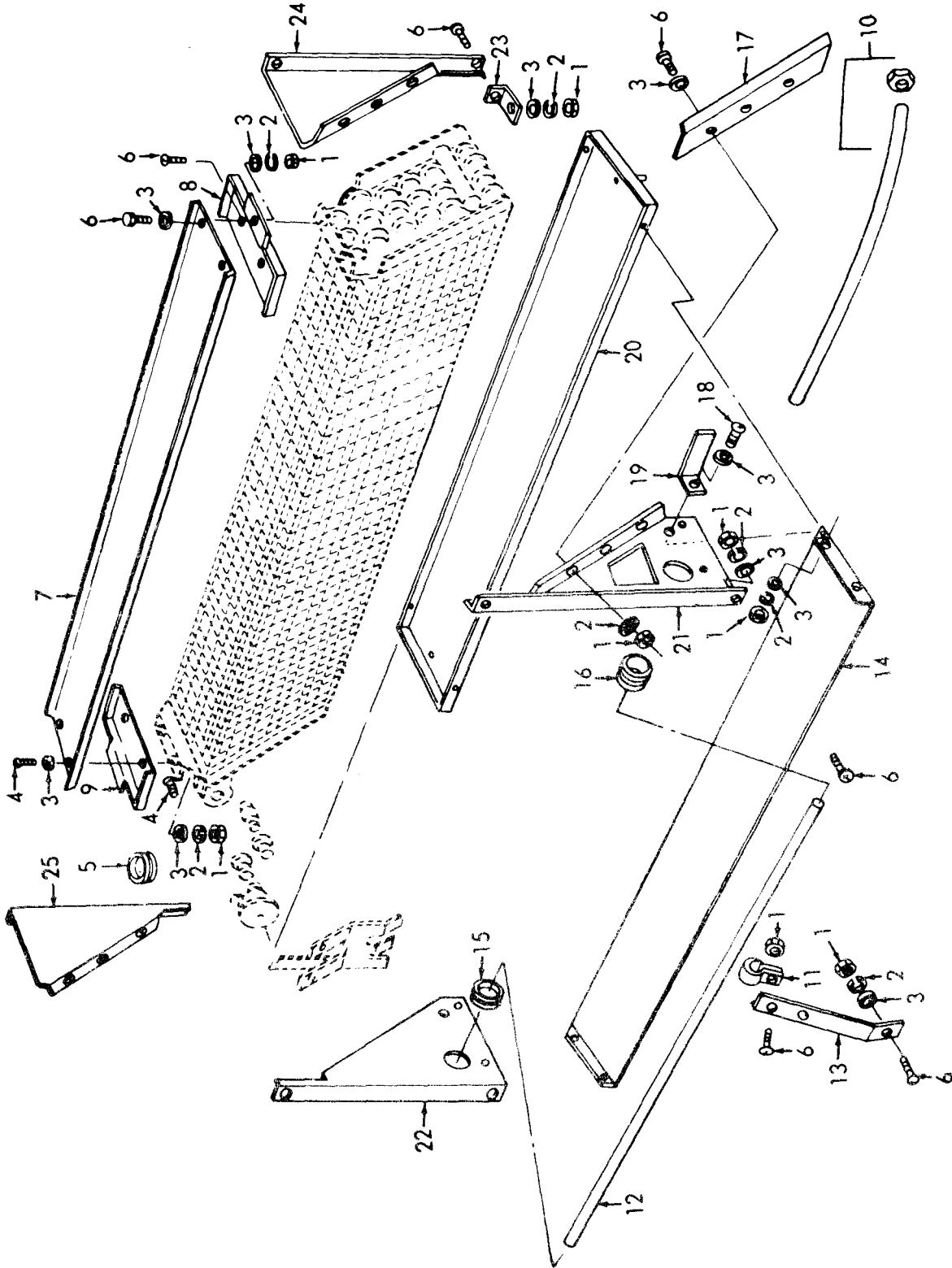
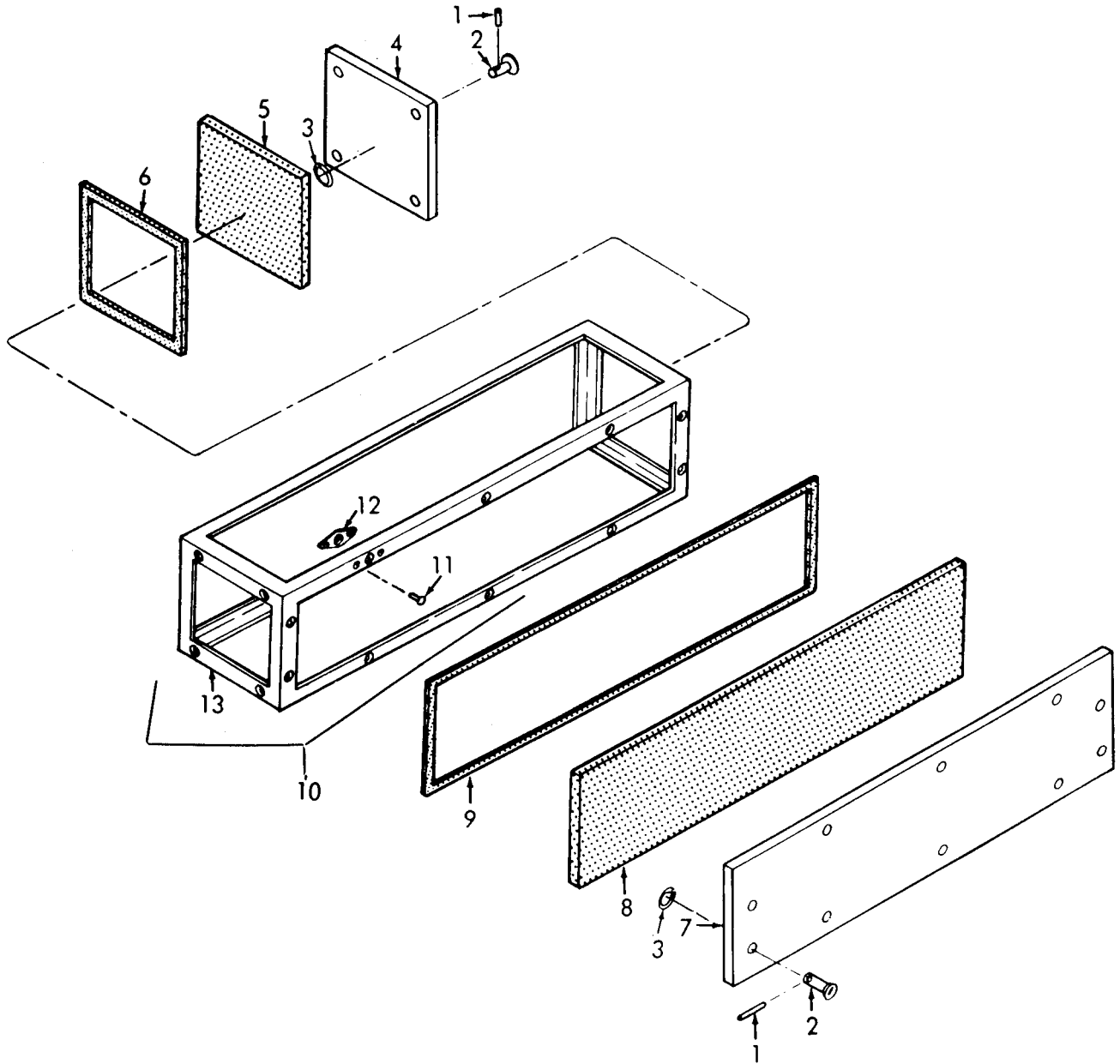


Figure 9. Evaporator Baffles and Drip Pan

(1) ILLUSTRATION (A) FIG NO	(2) (B) ITEM NO	(3) SMR CODE	(4) FEDERAL STOCK NUMBER	(5) PART NUMBER	(6) FSCM	TMS-4120-298-23P (6) DESCRIPTION	(7) USABLE ON CODE	(8) QTY INC IN UNIT
9	1	XBFZZ		MS51968-1	96906	NUT, PLAIN, HEXAGON, EVAPORATOR TO BAFFLE MTG SCREW	EA	16
9	2	PAFZZ	5310-00-582-5965	MS35338-25	96906	WASHER, LOCK, TOP BAFFLE MTG SCREW	EA	14
9	3	PAFZZ	5310-00-809-3078	MS27183-11	96906	WASHER, FLAT, TOP BAFFLE MTG SCREW	EA	28
9	4	XBFZZ		MS35193-70	96906	SCREW, MACHINE TOP BAFFLE MTG	EA	4
9	5	PAFZZ	5325-00-276-6090	MS35489-18	96906	GROMMET, RUBBER, BAFFLE MTG	EA	1
9	6	PAFZZ	5305-00-988-3785	MS35191-291	96906	SCREW, MACHINE, BAFFLE MTG	EA	24
9	7	XBFZZ		2180B47H01	61510	BAFFLE, TOP, FRONT	BBW	EA 1
9	7	XBFZZ		64056	94833	BAFFLE, TOP, FRONT	BBX, BBY, BBZ	EA 1
9	8	XBFZZ		1068A48H01	61510	BAFFLE, TOP, RIGHT	BBW	EA 1
9	8	XBFZZ		64058	94833	BAFFLE, TOP, RIGHT	BBX, BBY, BBZ	EA 1
9	9	XBFZZ		2108B747H01	61510	BAFFLE, TOP, LEFT END	BBW	EA 1
9	9	XBFZZ		64057	94833	BAFFLE, TOP, LEFT TOP	BBX, BBY, BBZ	EA 1
9	10	MFFZZ				TUBE ASSEMBLY, EQUALIZER MANUFACTUR FROM		EA 1
9		PAFZZ	4710-00-424-2694	09-47-00575	00000	.TUBING, COPPER, 5 FT 4 IN. REQUIRED	FT	V
9		PAFZZ	4730-00-189-2737	MS35872-2	96906	.NUT, FLARED	EA	2
9	11	XBFZZ	5340-00-764-7051	MS21333-69	96906	CLAMP, LOOP TUBE SUPPORT	EA	2
9	12	MFFZZ				.TUBING, FEELER BULB, MANUFACTURE FROM	BBW	EA 1
9		PAFZZ	4710-00-424-2694	09-47-00575	00000	TUBING, COPPER, 5 FT 4 IN. REQUIRED	FT	V
9	13	XBFZZ		1076A55H01	61510	BRACKET, FEELER BULB	BBW	EA 2
9	13	XBFZZ	5340-00-125-5768	64053	94833	BRACKET, FEELER BULB	BBX, BBY, BBZ	EA 2
9	14	XBFZZ		2180B66H01	61510	EXTENSION, PAN DRIP	BBW	EA 1
9	14	XBFZZ		64049	94833	EXTENSION, PAN DRIP	BBX, BBY, BBZ	EA 1
9	15	PAFZZ	5325-00-276-6090	MS35489-18	96906	GROMMET, FRONT RAFFLE, LEFT HAND SIDE	EA	1
9	16	PAFZZ	5325-00-276-6090	MS35489-18	96906	GROMMET, FRONT BAFFLE, RIGHT HAND SIDE	EA	2
9	17	XBFZZ		1068A02H01	61510	TROUGH, DRIP, EVAPORATOR	BBW	EA 2
9	17	XBFZZ	4130-00-125-8677	64052	94833	TROUGH, DRIP, EVAPORATOR	EA	2
9	18	PAFZZ	5305-00-989-7435	MS35207-264	96906	SCREW, MACHINE, BRACKET MTG	EA	2
9	19	XBFZZ		1068A34H01	61510	SUPPORT, DRIP PAN	BBW	EA 2
9	19	XBFZZ	4130-00-125-8676	64050	94833	SUPPORT, DRIP PAN	BBX, BBY, BBZ	EA 2
9	20	XBFZZ		2180B37G01	61510	PAN, DRIP, EVAPORATOR SECTION	BBW	EA 1
9	20	XBFZZ	4130-00-126-2360	64042	94833	PAN, DRIP, EVAPORATOR SECTION	BBX, BBY, BBZ	EA 1
9	21	XBFZZ		2180B73H01	61510	BAFFLE, END RIGHT FRONT	BBW	EA 1
9	21	XBFZZ		64055-2	94833	BAFFLE, END RIGHT FRONT	BBX, BBY, BBZ	EA 1
9	22	XBFZZ		2180B73H01	61510	BAFFLE, END LEFT FRONT	BBW	EA 1
9	22	XBFZZ		64055-1	94833	BAFFLE, END LEFT FRONT	BBX, BBY, BBZ	EA 1
9	23	XBFZZ		1068A34H01	61510	SUPPORT, DRIP PAN	BBW	EA 1
9	23	XBFZZ	4130-00-125-8676	64050	94833	SUPPORT, DRIP PAN	BBX, BBY, BBZ	EA 2
9	24	XBFZZ		2180B72H01	61510	BAFFLE, RIGHT REAR	BBW	EA 1
9	24	XBFZZ		64054-2	94833	BAFFLE, RIGHT REAR	BBX, BBY, BBZ	EA 1
9	25	XBFZZ		2180B72H02	61510	BAFFLE, END REAR	BBW	EA 1
9	25	XBFZZ		64054-1	94833	BAFFLE, LEFT REAR	BBX, BBY, BBZ	EA 1

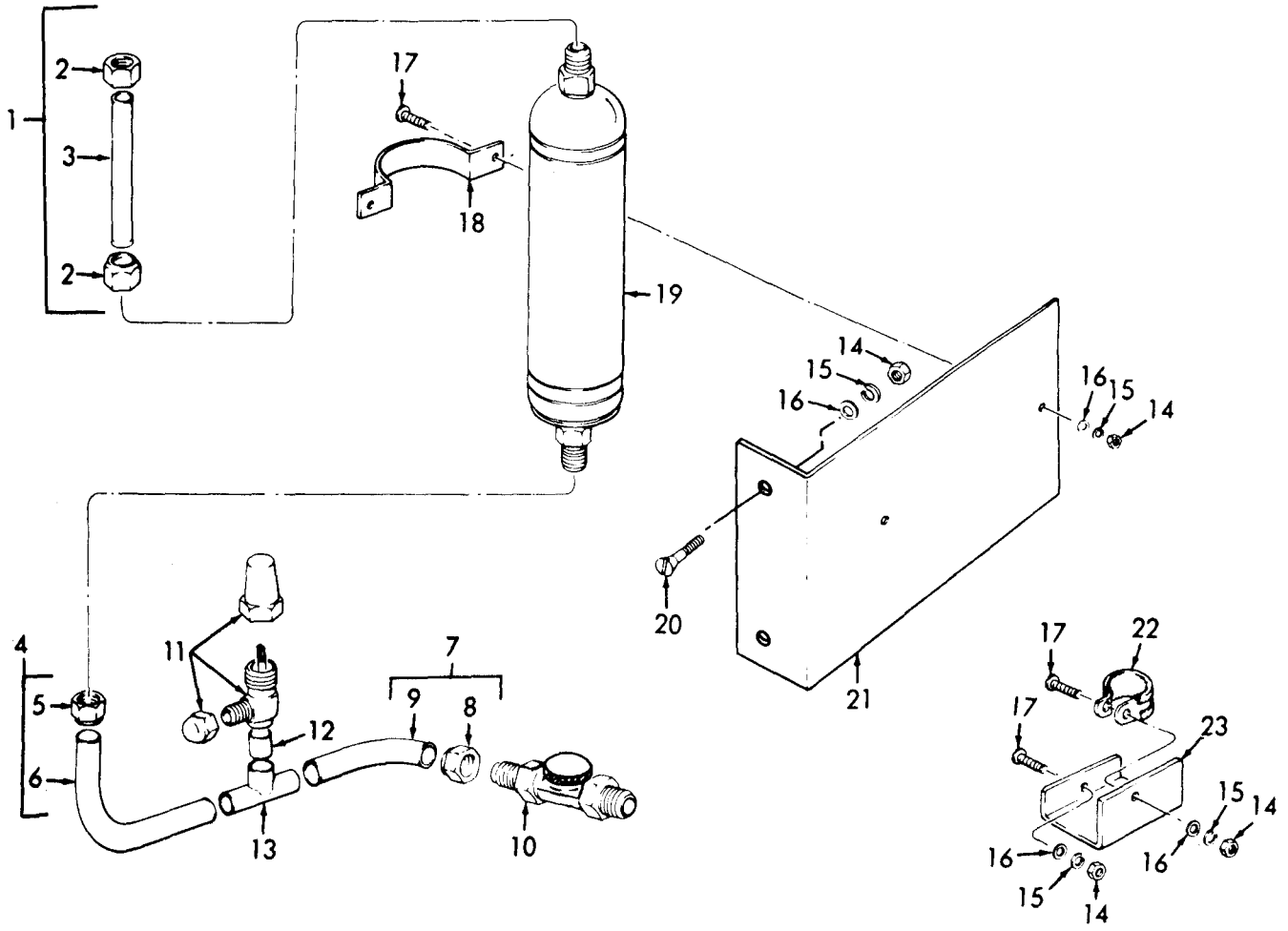


TS 4120-298-23P/10

Figure 10. Condenser Frame and Panels

(1) ILLUSTRATION (A) FIG NO	(B) ITEM NO	(2) SMR CODE	(3) FEDERAL STOCK NUMBER	(4) PART NUMBER	(5) FSCM	TMS-4120-298-23P (6) DESCRIPTION	USABLE ON CODE	(7) U/M	(8) QTY INC IN UNIT
						GROUP 07 - CONDENSER FRAME AND PANELS			
10	1	PAOZZ	5315-00-141-6355	99785-2	76530	PIN, TURN LOCK STUD	BBW	EA	18
10	2	PAOZZ	5325-00-905-6559	295278-3-350	76530	STUD, TURN LOCK, PANEL ATTACHING	BBW	EA	18
10	2	PAOZZ	5325-00-171-5791	2700-10	71286	STUD, PANEL ATTACHING	BBX,BBY,BBZ	EA	18
10	3	XBOZZ	5310-00-845-7769	27S5-1	71286	RING, RETAINING, TURN LOCK	BBX,BBY,BBZ	EA	18
10	4	XBOZZ		1068A24H01	61510	PANEL	BBW	EA	2
10	4	XBOZZ		64146	94833	PANEL, BARE	BBX,BBY,BBZ	EA	2
10	5	MOOZZ				INSULATION, RUBBER	BBW,BBY	EA	2
10		PAOZZ	5640-00-785-7888	MIL-I-14511	81349	.SYNTHETIC, RUBBER, 9 IN. 11 1/4 IN. REQ FOR EA PANEL	BBW,BBY	FT	V
10	6	MOOZZ				STRIP, SEALING MANUFACTURE FROM	BBW,BBY	EA	2
10		PAOZZ	5330-00-333-0313	1082A75H17	61510	.NEOPRENE POLYMER, 4 FT 2 IN. REQ FOR EA STRIP		FT	V
10	7	XBOZZ		3098C07H55	61510	PANEL, BARE, CONDENSER SECTION, 41 1/4 IN. LG	BBW	EA	2
10	7	XBOZZ		64159	94833	PANEL, BARE, CONDENSER SECTION, 41 1/4 IN. LG	BBX,BBY,BBZ	EA	2
10	8	MOOZZ				INSULATION, PANEL		EA	2
10		PAOZZ	5640-00-785-7888	MIL-I-14511	81349	.SYNTHETIC, RUBBER, 9 1/2 IN. X 41 1/2 IN. REQ FOR EA PANEL		FT	V
10	9	MOOZZ				STRIP SEALING, MANUFACTURE FROM		EA	2
10		PAOZZ	5330-00-333-0313	33-8108-01 -360	81336	.NEOPRENE POLYMER, 8 NEL		FT	V
10	10	XBFZZ		3098C06G01	61510	FRAME ASSEMBLY, CONDENSER COIL	BBW	EA	1
10	10	XBFZZ	4130-00-125-8678	64014	94833	FRAME CONDENSER SECTION	BBX,BBY,BBZ	EA	1
10	11	XBOZZ		MS20604B4T5	96906	.RIVET, BLIND, .RECEPTACLE TO FRAME		EA	56
10	12	PAOZZ	5325-00-290-3974	99967098	76530	.RECEPTACLE, CONDENSER FRAME	BBW	EA	28
10	12	XBOZZ		26R6-1BB	71286	.RECEPTACLE, TURN STUD, CONDENSER FRAME	BBX,BBY,BBZ	EA	28
10	13	XDFZZ	4130-00-125-8684	64013	94833	.FRAME, CONDENSER, FAN SECTION	BBX,BBY,BBZ	EA	1
10	13	XBFZZ		3012C30G01	61510	.FRAME, CONDENSER, FAN SECTION	BBW	EA	1

(1) ILLUSTRATION (A) FIG NO	(2) (B) ITEM NO	(3) SMR CODE	(4) FEDERAL STOCK NUMBER	(5) PART NUMBER	(6) FSCM	TMS-4120-298-23P (6) DESCRIPTION	USABLE ON CODE	(7) U/M	(8) QTY INC IN UNIT
						GROUP 08 - CONDENSER COIL, DEHYDRATOR AND GAUGES			
11	1	XBFZZ		1068A07G01	61510	TUBE ASSEMBLY, SIGHT GLASS TO CONDENSER VALVE	BBW	EA	1
11	1	XBFZZ		64117	94833	TUBE ASSEMBLY, SIGHT GLASS TO CONDENSER VALVE	BBX, BBY, BBZ	EA	1
11	2	XBFZZ	4730-00-189-2739	A5052	41947	.NUT, COUPLING, SIGHT GLASS TO CONDENSER VALVE TUBE		EA	1
11	3	XAFZZ				.TUBE, SIGHT GLASS TO CONDENSER VALVE, 18 IN. REQ FOR EA TUBE		EA	3
11	4	PAFZZ	5310-00-934-9751	MS35650-102	96906	NUT, PLAIN, HEXAGON, BAFFLE AND SUPPORT MTG		EA	42
11	5	PAFZZ	5310-00-045-3296	MS35338-24	96906	WASHER, LOCK, BAFFLE AND SUPPORT MTG SCREW		EA	42
11	6	PAFZZ	5305-00-988-3785	MS35191-291	96906	SCREW, MACHINE, CONDENSER SUPPORT MTG		EA	24
11	7	PAFZZ	5310-00-823-8804	MS27183-9	96906	WASHER, FLAT, CLAMP AND BAFFLE SCREW		EA	6
11	8	PAFZZ	5340-00-764-7051	MS21333-69	96906	CLAMP, LOOP, CONDENSER CABLE		EA	3
11	9	XBFZZ		1068A34H01	61510	SUPPORT CLAMP	BBW	EA	1
11	9	XBFZZ		D8492-18-1	94833	SUPPORT CLAMP	BBX, BBY, BBZ	EA	1
11	10	XBFZZ		S18-613	61510	STRIP, FRAME SUPPORT	BBW	EA	2
11	10	XBFZZ	4130-00-125-8679	64083	94833	SPACER, CONDENSER	BBX, BBY, BBZ	EA	2
11	11	XBFZZ		1068A30H01	61510	SUPPORT, COIL, LH FRONT, RH REAR	BBW	EA	2
11	11	XBFZZ		64084-1	94833	SUPPORT, CONDENSER, RH REAR, LH FRONT	BBX, BBY, BBZ	EA	2
11	12	XBFZZ		1038A43H01	61510	SPACER, COIL, SUPPORT TO COIL	BBW	EA	2
11	12	XBFZZ	4130-00-125-8679	64083	94833	SPACER, CONDENSER	BBX, BBY, BBZ	EA	2
11	13	XBFZZ		MS51968-1	96906	NUT, PLAIN, HEXAGON, SUPPORT MTG SCREW		EA	24
11	14	PAFZZ	5310-00-012-0214	MS35338-26	96906	WASHER, LOCK, SUPPORT MTG SCREW		EA	24
11	15	XBFZZ		MS35193-71	96906	SCREW, CAP, HEXAGON, SUPPORT TO FRAME		EA	12
11	16	PAFZZ	5310-00-809-3078	MS27183-11	96906	WASHER, FLAT, SUPPORT MTG SCREW		EA	24
11	17	XBFZZ		1068A56H01	61510	SUPPORT, COIL, LH FRONT, RH REAR	BBW	EA	2
11	17	XBFZZ	4130-00-125-3789	64084-2	94833	SUPPORT, CONDENSER, LH FRONT, RH REAR	BBX, BBY, BBZ	EA	2
11	18	XBFZZ		2111B42G11	61510	STRIP, NUT, COIL SUPPORT	BBW	EA	2
11	18	XBFZZ	4130-00-126-2361	64088	94833	STRIP, NUT, COIL SUPPORT	BBX, BBY, BBZ		
11	19	PAFZZ	5310-00-582-5965	MS35338-25	96906	WASHER, LOCK, COIL MTG SCREW		EA	8
11	20	PAFZZ	5305-00-989-7434	MS35207-263	96906	SCREW, MACHINE, VERTICAL BAFFLE MTG		EA	12
11	21	XBFZZ	5325-00-174-9038	AN931-12-17	88044	GROMMET, RUBBER, LOWER BAFFLE MTG, CONDENSER COIL	BBW	EA	4
11	21	XBFZZ	5325-00-276-6090	MS35489-18	96906	GROMMET, CONDENSER FRAME	BBX, BBY, BBZ	EA	8
11	22	XBFZZ		1068A46H01	61510	BAFFLE, VERTICAL, COIL SUPPORT	BBW	EA	1
11	22	XBFZZ		64085	94833	BAFFLE, VERTICAL, COIL SUPPORT	BBX, BBY, BBZ	EA	1
11	23	XBFZZ		2180B71H02	61510	BAFFLE, LOWER, CONDENSER SUPPORT	BBW	EA	1
11	23	XBFZZ		64087	94833	BAFFLE, LOWER, CONDENSER SUPPORT	BBX, BBY, BBZ	EA	1
11	24	XBFZZ		2180B70H01	61510	BAFFLE, UPPER, CONDENSER	BBW	EA	1
11	24	XBFZZ		64086	94833	BAFFLE, UPPER CONDENSER	BBX, BBY, BBZ	EA	1
11	25	PAFZZ	4130-00-868-6826	3098C01G20	61510	COIL ASSEMBLY, CONDENSER		EA	1
11	25	PAFZZ	4130-00-125-8707	64080	94833	COIL ASSEMBLY, CONDENSER	BBX, BBY, BBZ	EA	1
11	26	PAFZZ	5340-00-162-8574	A14058	41947	PLUG, FUSIBLE, COIL DRAIN		EA	1
11	27	PAFZZ	4820-00-959-5137	605-8D	58553	VALVE, ANGLE, CONDENSER COIL	BBW	EA	1
11	27	PAFZZ	4130-00-792-7366	A13220	41947	VALVE, ANGLE, CONDENSER COIL	BBX, BBY, BBZ	EA	1
11	28	PAFZZ	4130-00-868-6827	1068A13G01	61510	VALVE, ANGLE, CONDENSER COIL	BBW	EA	1
11	28	PAFZZ		A13503	41947	VALVE, ANGLE, CONDENSER COIL	BBX, BBY, BBZ	EA	1



TS 4120-298-23P/12

Figure 12. Dehydrator, Tubes, and Gauges

(1) ILLUSTRATION (A) FIG NO	(2) ITEM NO	(3) SMR CODE	(4) FEDERAL STOCK NUMBER	(5) PART NUMBER	(6) FSCM	TMS-4120-298-23P (6) DESCRIPTION	USABLE ON CODE	(7) U/M	(8) QTY INC IN UNIT
12	1	XBFZZ		2053B55G01	61510	TUBE ASSEMBLY, DEHYDRATOR OUTLET LINE	BBW	EA	1
12	1	XBFZZ		64197	94833	TUBE ASSEMBLY, DEHYDRATOR OUTLET LINE	BBX, BBY, BBZ	EA	1
12	2	XBFZZ	4730-00-189-2739	A5052	41947	.NUT, COUPLING, DEHYDRATOR TO TEE TUBE		EA	2
12	3	XAFZZ		2053B55H01	61510	.TUBE, DEHYDRATOR OUTLET LINE	BBW	EA	1
12	3	XAFZZ		64197A	94833	.TUBE, DEHYDRATOR OUTLET	BBX, BBY, BBZ	EA	1
12	4	XBFZZ		1068A06G01	61510	TUBE ASSEMBLY, TEE TO DEHYDRATOR	BBW	EA	1
12	4	MFFZZ				.TUBE, DRIER TO TEE, MANUFACTURE FROM	BBX, BBY, BBZ	EA	1
12		PAFZZ	4710-00-203-3172	64124	94833	.TUBE		FT	V
12	5	XBFZZ	4730-00-189-2739	A5052	41947	.NUT, COUPLING		EA	1
12	6	XAFZZ		1068A06H03	61510	.TUBE, TEE TO DEHYDRATOR	BBW	EA	1
12	6	XAFZZ		64124-1	94833	.TUBE, TEE TO DEHYDRATOR	BBX, BBY, BBZ	EA	1
12	7	XBFZZ		1068A06G01	61510	TUBE ASSEMBLY, SIGHT GLASS TO DRIER TEE	BBW	EA	1
12	7	XBFZZ		64125	94833	TUBE ASSEMBLY, SIGHT GLASS TO DRIER TEE	BBX, BBY, BBZ	EA	1
12	8	XBFZZ	4730-00-189-2739	A5052	41947	NUT, COUPLING, TEE TO SIGHT GLASS TUBE		EA	1
12	9	XAFZZ		1068A06H01	61510	TUBE, SIGHT GLASS TO TEE	BBW	EA	1
12	9	XAFZZ		64125-1	94833	TUBE, SIGHT GLASS TO TEE	BBX, BBY, BBZ	EA	1
12	10	PAFZZ	6680-00-125-3791	A17044	41947	SIGHT GLASS		EA	1
12	11	PAFZZ	4820-00-289-4383	A11031	41947	VALVE, ANGLE		EA	1
12	12	XBFZZ		1068A06H06	61510	TUBE, TEE TO VALVE	BBW	EA	1
12	12	XBFZZ		12705-3-750	94833	TUBE, TEE TO VALVE	BBX, BBY, BBZ	EA	1
12	13	PAFZZ	4730-00-818-7778	W40324	41947	TEE, TUBE, SIGHT GLASS LINE		EA	1
12	14	XBFZZ		MS35650102	96906	NUT, PLAIN, HEXAGON, CLAMP SUPPORT SCREW		EA	6
12	15	PAFZZ	5310-00-045-3296	MS35338-24	96906	WASHER, LOCK, CLAMP SUPPORT SCREW		EA	6
12	16	XBFZZ		MS27183	96906	WASHER, FLAT, CLAMP SUPPORT SCREW		EA	6
12	17	PAFZZ	5305-00-989-7434	MS35207-263	96906	SCREW, MACHINE, STRAP MTG		EA	6
12	18	XBFZZ		1068A28H01	61510	STRAP, DRIER	BBW	EA	1
12	18	XBFZZ		64075	94833	STRAP, DRIER	BBX, BBY, BBZ	EA	1
12	19	PAFZZ	4130-00-844-7050	A16613	41947	DRIER	BBX, BBY, BBZ	EA	1
12	19	PAFZZ		A15412	41947	DEHYDRATOR	BBW	EA	1
12	20	PAFZZ	5305-00-984-7341	MS35191-273	96906	SCREW, MACHINE, DRIER SUPPORT MTG		EA	2
12	21	XBFZZ		1068A29H01	61510	SUPPORT, DRIER	BBW	EA	1
12	21	XBFZZ		64076	94833	SUPPORT, DRIER	BBX, BBY, BBZ	EA	1
12	22	XBFZZ		G4980A8	78533	CLAMP, LOOP, TUBE MTG	BBW	EA	2
12	22	PAFZZ	5340-00-079-7837	MS21333-67	96906	CLAMP, LOOP, CONDENSER CABLE	BBX, BBY, BBZ	EA	2
12	23	XBFZZ		1068A39H01	61510	BRACKET, CHARGING CONNECTOR	BBW	EA	1
12	23	XBFZZ		64074	94833	BRACKET, CHARGING CONNECTOR	BBX, BBY, BBZ	EA	1

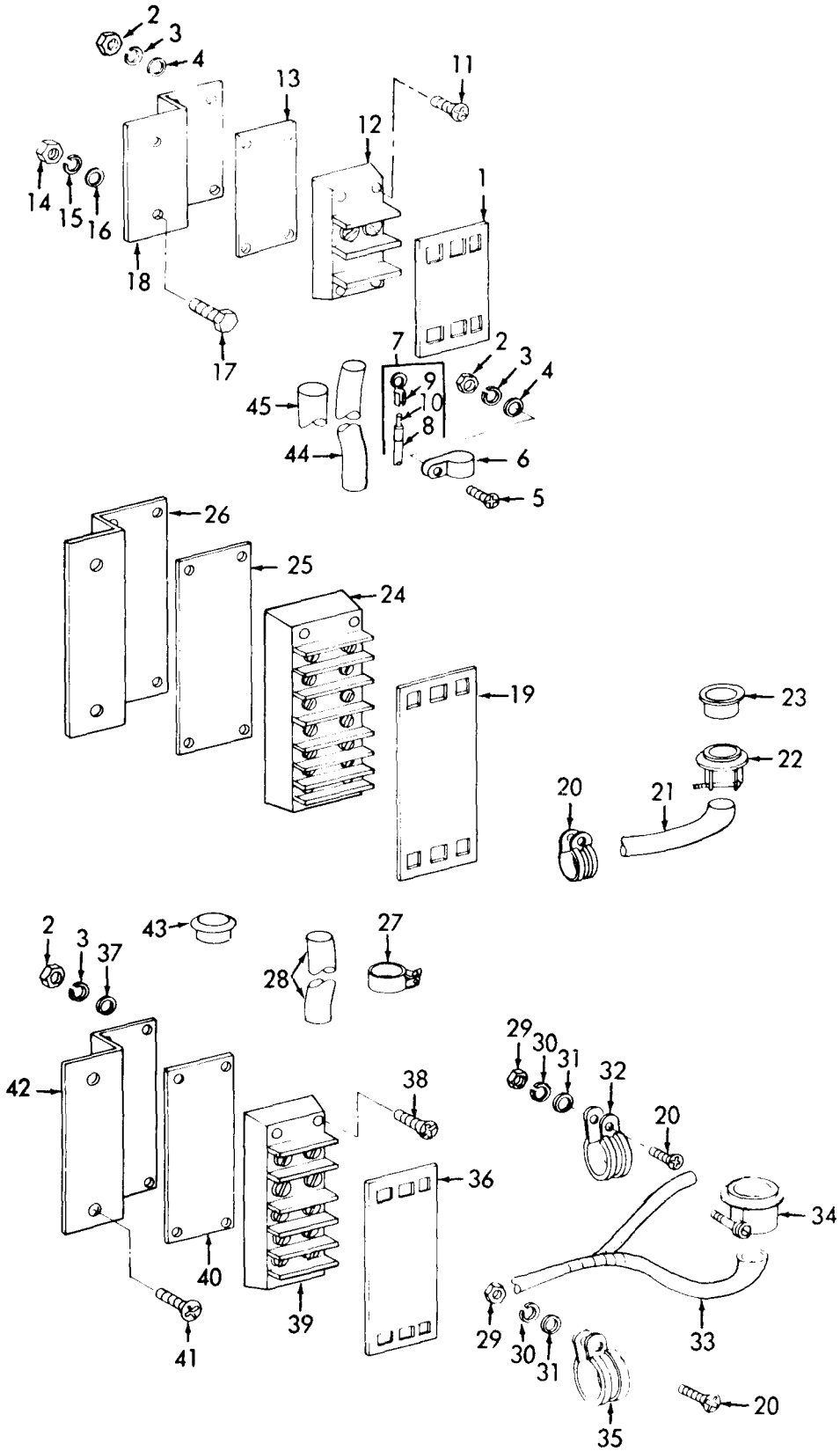


Figure 13. Terminal Block and Brackets

TS 4120-298-23P/13

(1) ILLUSTRATION (A) FIG NO	(2) (B) ITEM NO	(3) SMR CODE	(4) FEDERAL STOCK NUMBER	(5) PART NUMBER	(6) FSCM	TMS-4120-298-23P (6) DESCRIPTION	(7) USABLE ON CODE	(8) QTY INC IN UNIT
						GROUP 09 - TERMINAL BLOCK AND COVERS		
13	1	XBOZZ		CW202	00705	COVER, TERMINAL		EA 1
13	2	XBOZZ	5310-00-012-0622	MS35649-82	96906	NUT, PLAIN, HEXAGON, TERMINAL BOARD AND CLAMP		EA 8
13	3	PAOZZ	5310-00-045-3299	MS35338-23	96906	WASHER, LOCK, TERMINAL BOARD AND CLAMP MTG SCREW		EA 8
13	4	XBOZZ		MS15795-207	96906	WASHER, FLAT, TERMINAL BOARD, CLAMP MTG		EA 6
13	5	PAOZZ	5305-00-984-6193	MS35206-245	96906	SCREW, MACHINE, LOOP CLAMP MTG		EA 2
13	6	XBOZZ	5340-00-988-3210	MS25281-4P	96906	CLAMP, LOOP	BBW	EA 2
13	7	XBOZZ		3090C58G86	61510	WIRING HARNESS, TERMINAL BOARD		EA 1
13	8	MOOZZ				.SLEEVEING, MANUFACTURE FROM		EA 1
13		PAOZZ	5975-00-319-1328	7801	70903	..LOOM CABLE, 4 FT REQ FOR EA CABLE		FT V
13	9	XBOZZ	5940-00-813-0698	YAE18G43	09922	.TERMINAL, CABLE		EA 3
13	10	MOOZZ				.WIRE, ELECTRICAL, MANUFACTURE FROM		EA 1
13		XBOZZ				..WIRE, ELECTRICAL, 14 IN. REQ FOR EA LEAD		FT V
13	11	XBOZZ		MS35208-40	96906	SCREW, MACHINE, BLOCK MTG		EA 4
13	12	XBOZZ		202	00705	BLOCK, TERMINAL, EVAPORATOR FAN SECTION	BBW	EA 1
13	12	XBOZZ	5940-00-500-7961	4-141	71785	BLOCK, TERMINAL, EVAPORATOR FAN SECTION	BBX, BBY, BBZ	EA 1
13	13	XBOZZ		F202PBA2-12	00705	STRIP, MARKER, TERMINAL BLOCK		EA 1
13	13	XBOZZ		MS4-141	96906	STRIP, MARKER		EA 1
13	14	PAOZZ	5310-00-934-9751	MS35650-102	96906	NUT, PLAIN, HEXAGON, TERMINAL BLOCK MTG BRACKET SCREW		EA 4
13	15	PAOZZ	5310-00-045-3296	MS35338-24	96906	WASHER, LOCK, TERMINAL BLOCK MTG BRACKET SCREW		EA 4
13	16	PAOZZ	5310-00-823-8804	MS27183-9	96906	WASHER, FLAT, TERMINAL BLOCK MTG BRACKET SCREW		EA 4
13	17	XBOZZ		MS35193-55	96906	SCREW, MACHINE, TERMINAL BLOCK BRACKET TO FRAME		EA 4
13	18	XBOZZ		1023A11H01	61510	BRACKET, TERMINAL, EVAPORATION FAN SECTION	BBW	EA 1
13	18	XBOZZ		64249	94833	BRACKET, TERMINAL, EVAPORATOR FAN SECTION	BBX, BBY, BBZ	EA 1
13	19	XBOZZ		CW207	00705	COVER, TERMINAL, CONDENSER FAN CONTROL PANEL		EA 1
13	20	XBOZZ		C31826-6	78533	CLAMP, LOOP, WIRING HARNESS SUPPORT		EA 1
13	21	XBOZZ		3011C40H03	61510	HARNESS ASSEMBLY, BLOWER MOTOR	BBW	EA 1
13	21	XBOZZ		A51279	94833	HARNESS ASSEMBLY, BLOWER MOTOR	BBX, BBY, BBZ	EA 1
13	22	XBOZZ		6624	03923	CONNECTOR		EA 2
13	23	XBOZZ		4	48170	BUSHING, RUBBER, ELECTRICAL CONNECTOR		EA 1
13	24	XBOZZ		207	00705	BLOCK, TERMINAL	BBW	EA 1
13	24	XBOZZ		6-141	71785	BLOCK, TERMINAL	BBX, BBY, BBZ	EA 1
13	25	XBOZZ		F207PBA7-1234567	00705	STRIP, MARKER	BBW	EA 1
13	25	XBOZZ		MS6-141	96906	STRIP, MARKER COMPRESER SECTION	BBX, BBY, BBZ	EA 1
13	26	XBOZZ		64222-1	94833	BRACKET, TERMINAL BLOCK MTG	BBX, BBY, BBZ	EA 1
13	26	XBOZZ		1023A13H01	61510	BRACKET, TERMINAL BLOCK MTG	BBW	EA 1
13	27	XBOZZ		MS25281-6P	96906	CLAMP, WIRING		EA 1
13	28	XBOZZ		3011C40G02	61510	HARNESS ASSEMBLY, STARTER SWITCH TO TERMINAL BOARD	BBW	
13	28	XBOZZ		A51282	94833	HARNESS ASSEMBLY, STARTER SWITCH TO TERMINAL BOARD	BBX, BBY BBZ	EA 1
13	29	XBOZZ		MS35690-422	96906	NUT, PLAIN, HEXAGON, CLAMP SUPPORT SCREW		EA 2
13	30	PAOZZ	5310-00-582-5965	MS35338-25	96906	WASHER, LOCK, HARNESS CLAMP		EA 2

(1) ILLUSTRATION (A) FIG NO	(2) (B) ITEM NO	(3) SMR CODE	(3) FEDERAL STOCK NUMBER	(4) PART NUMBER	(5) FSCM	TMS-4120-298-23P (6) DESCRIPTION	(7) USABLE ON CODE	(8) QTY INC IN UNIT
13	31	XBOZZ	5310-00-809-4058	MS15795-210	96906	WASHER, FLAT, CLAMP MTG SCREW	EA	2
13	32	XBOZZ		C3064F4	78553	CLAMP, LOOP, CABLE SUPPORT	EA	1
13	33	XBOZZ		3011C40G01	61510	HARNES, WIRING, STARTER BOX TO COMPRESSOR	BBW	EA 1
13	33	XBOZZ		A51280	94833	HANRESS, WIRING, STARTER BOX TO COMPRESSOR	BBX, BBY, BBZ	EA 1
13	34	XBOZZ		6623	03923	CONNECTOR	EA	1
13	35	XBOZZ		C31826-6	78553	CLAMP, LOOP, WIRING HARNES SUPPORT	EA	1
13	36	XBOZZ		CW205	00705	COVER, TERMINAL, EVAPORATOR FAN SECTION	EA	1
13	37	XBOZZ		MS15805-207	96906	WASHER, FLAT, TERMINAL BLOCK MTG SCREW	EA	4
13	38	XBOZZ	5305-00-984-6195	MS35208-44	96906	SCREW, MACHINE, TERMINAL BOARD ATTACHING	EA	4
13	38	XBOZZ	5305-00-984-6195	MS35208-44	96906	SCREW, MACHINE, TERMINAL BOARD ATTACHING	BBX, BBY, BBZ	EA 4
13	39	XBOZZ		205	00705	BLOCK, TERMINAL, EVAPORATOR FAN SECTION	EA	1
13	40	XBOZZ		F205PBA5-12345	00705	STRIP, MARKER, TERMINAL BOARD EVAPORATOR FAN	BBW	EA 1
13	40	XBOZZ		MS6-150	96906	STRIP, MARKER, TERMINAL BOARD EVAPORATOR FAN	BBX, BBY, BBZ	EA 1
13	41	PAOZZ	5305-00-989-7434	MS35207-263	96906	SCREW, MACHINE, TERMINAL BLOCK BRACKET ATTACHING	EA	2
13	42	XBOZZ		1023A12H01	61510	BRACKET, TERMINAL	BBW	EA 1
13	42	XBOZZ		64217	94833	BRACKET, TERMINAL	BBX, BBY, BBZ	EA 1
13	43	XBOZZ		1170	70485	GROMMET, RUBBER	EA	1
13	44	XBOZZ		3090C58G16	61510	HARNES ASSEMBLY, BLOCK TO BLOCK	BBW	EA 1
13	44	XBOZZ		A51277	94833	HARNES ASSEMBLY, BLOCK TO BLOCK	BBW	EA 1
13	45	XBOZZ		2053B53G01	61510	HARNES ASSEMBLY, CONTROL BOX TO CONDENSER FAN	BBW	EA 1
13	45	XBOZZ		A51278	94833	HARNES ASSEMBLY, CONTROL BOX TO CONDENSER FAN	BBX, BBY, BBZ	EA 1

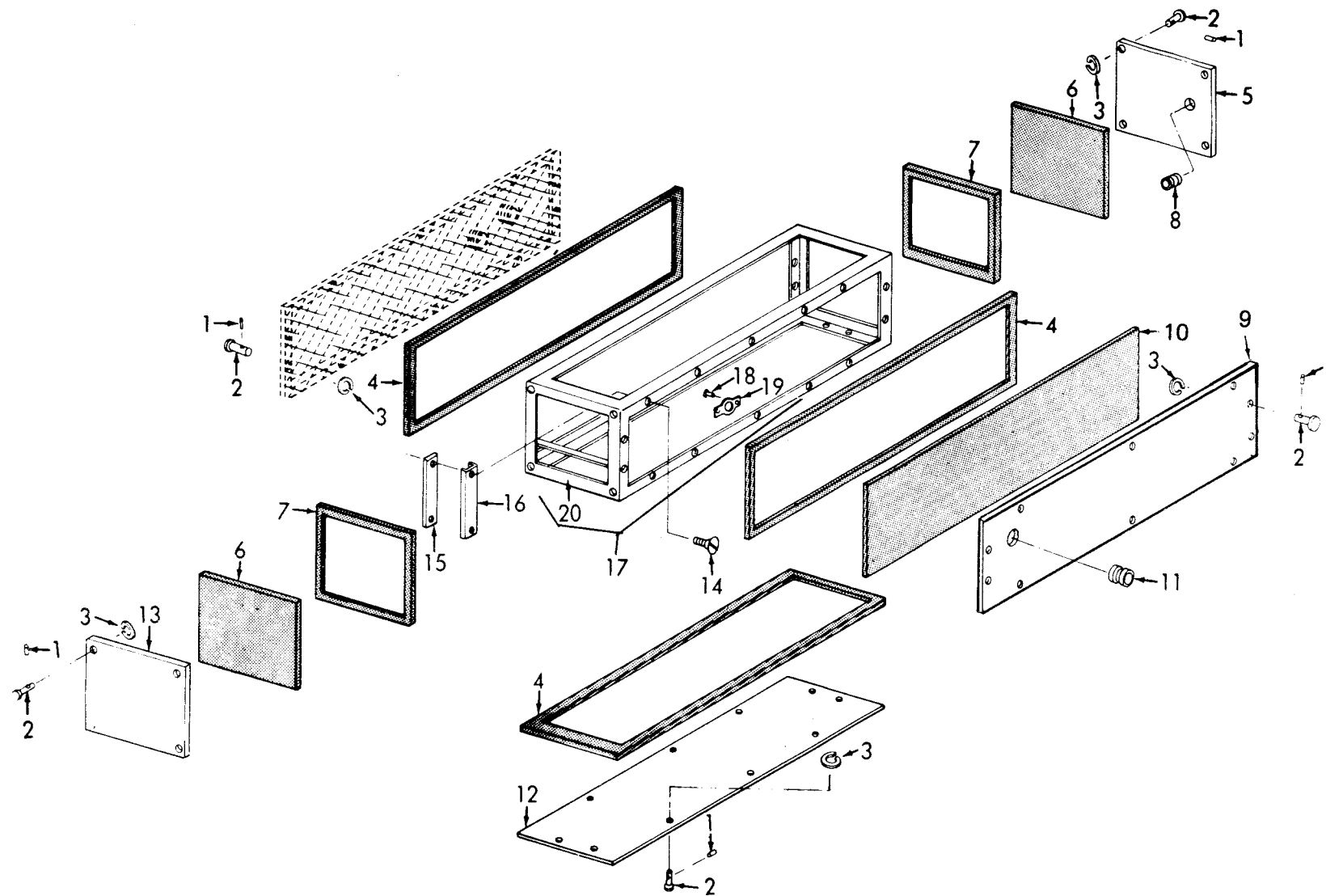
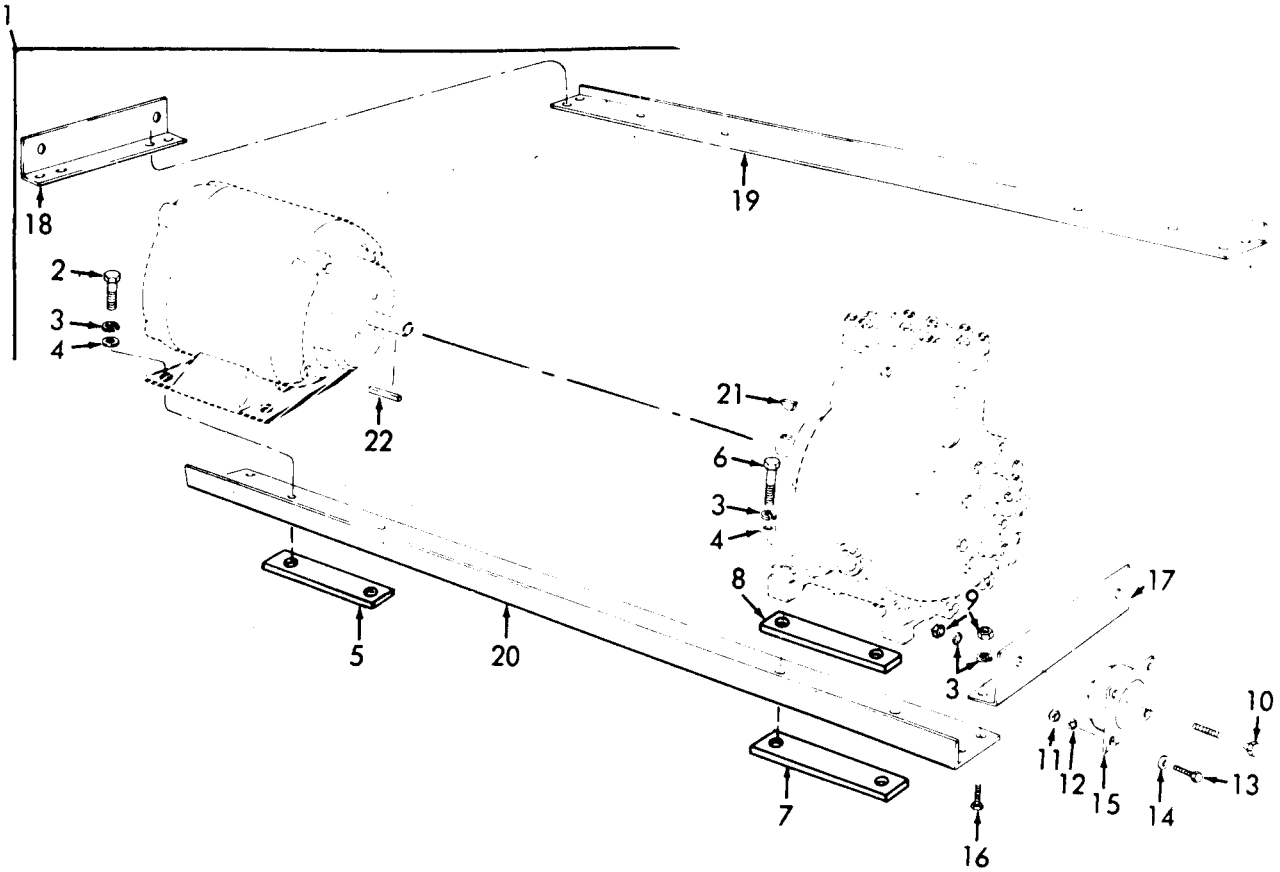


Figure 14. Compressor Frame and Panels

TS 4120-298-23P/14

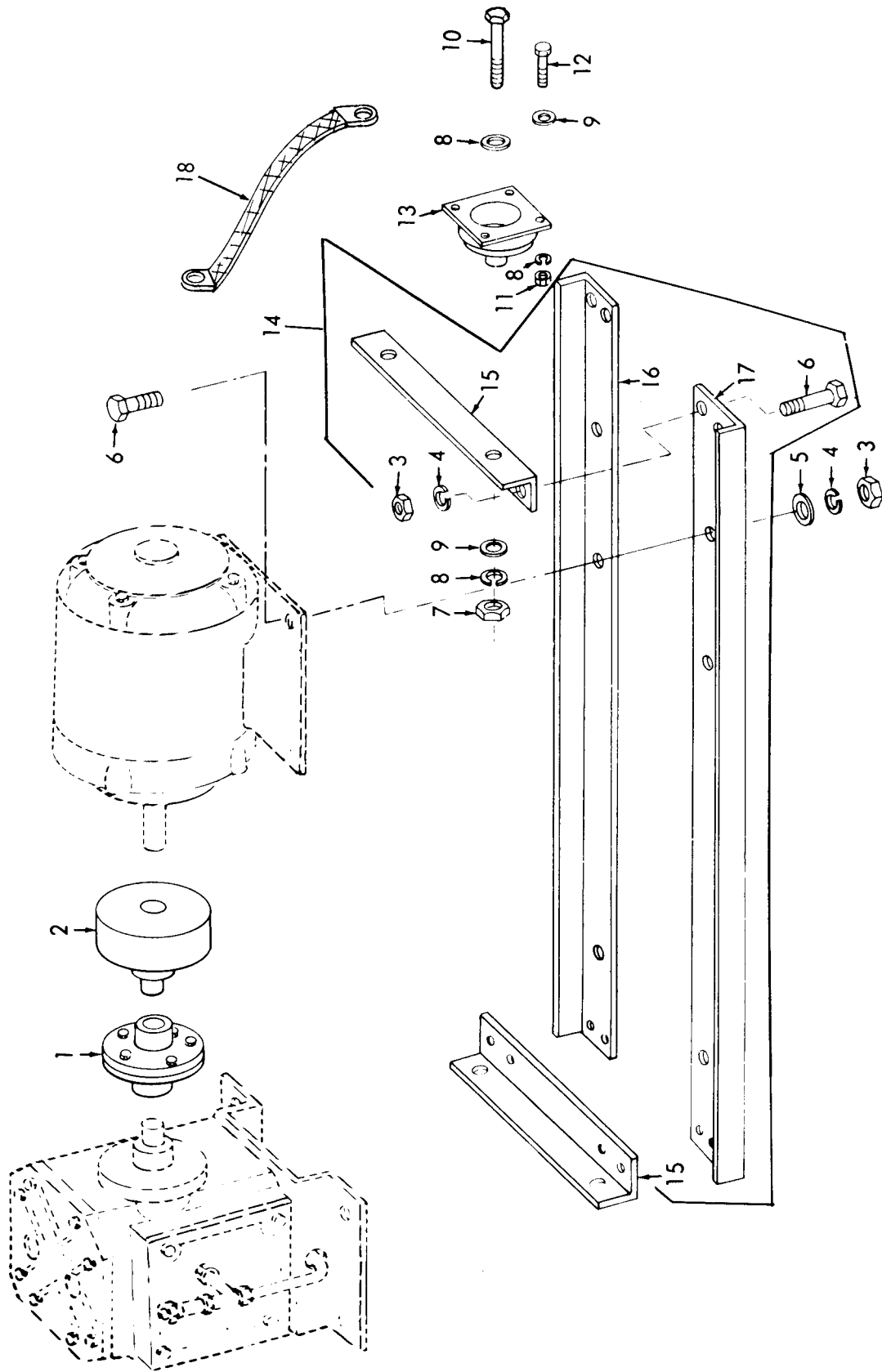
(1) ILLUSTRATION (A) FIG NO	(B) ITEM NO	(2) SMR CODE	(3) FEDERAL STOCK NUMBER	(4) PART NUMBER	(5) FSCM	TMS-4120-298-23P (6) DESCRIPTION	USABLE ON CODE	(7) U/M	(8) QTY INC IN UNIT
						GROUP 10 - COMPRESSOR FRAME, ASSEMBLY AND COMPONENTS			
14	1	PAOZZ	5315-00-141-6355	99785-2	76530	PIN, TURN LOCK STUD	BBW	EA	38
14	2	PAOZZ	5325-00-905-6559	295278-3-350	76530	STUD, TURN LOCK, PANEL ATTACHING	BBW	EA	38
14	2	PAOZZ	5325-00-171-5791	2700-10	71286	STUD, TURN LOCK, PANEL ATTACHING	BBX,BBY,BBZ	EA	38
14	3	XBOZZ	5310-00-845-7769	27S5-1	71286	RING, RETAINING, TURN LOCK STUD	BBX,BBY,BBZ	EA	38
14	4	MOOZZ				STRIP, SEALING, MANUFACTURE FROM		EA	3 3
14		PAOZZ	5330-00-333-0313	33-8108-010-360	81336	.NEOPRENE POLYMER, 8 FT 1/2 IN. REQ FOR EA PANEL		FT	V
14	5	XBOZZ		2180B40H01	61510	PANEL, BARE	BBW	EA	1
14	5	XBOZZ		64155	94833	PANEL, BARE	BBX,BBY,BBZ	EA	1
14	6	MOOZZ		MIL-I-14511	81349	INSULATION, PANEL, MANUFACTURE FROM		EA	2
14		PAOZZ	5640-00-785-7888	MIL-I-14511	81349	.SYNTHETIC RUBBER, 11 1/4 X 11 1/4 IN. REQ FOR EA PANEL		FT	V
14	7	MOOZZ				STRIP, SEALING, MANUFACTURE FROM		EA	2
14		PAOZZ	5330-00-333-0313	33-8108-010-360	81336	.NEOPRENE POLYMER, 4 FT 3 IN. REQ FOR EA PANEL		FT	V
14	8	XBOZZ	5340-00-270-8544	SS48174	61864	PLUG, BUTTON		EA	1
14	9	XBOZZ		3098C07H54	61510	PANEL, COMPRESSOR	BBW	EA	1
14	10	MOOZZ				INSULATION, FRONT PANEL, MANUFACTURE FROM		EA	1
14		PAOZZ	5640-00-785-7888	MIL-I-14511	81349	.SYNTHETIC RUBBER, 3 FT 5 IN. IN. X 11 1/4 IN. REQ FOR EA PANEL		FT	V
14	11	XBOZZ		AN931-10W20	88044	GROMMET, COMPRESSOR, FRONT PANEL		EA	1
14	12	XBOZZ		3098C07H01	61510	PANEL, BARE, COMPRESSOR SECTION, BOTTOM	BBW	EA	1
14	12	XBOZZ		C64164	94833	PANEL, BARE, COMPRESSOR SECTION, BOTTOM	BBX,BBY,BBZ	EA	1
14	13	XBOZZ		2180B40H09	61520	PANEL, BARE	BBW	EA	1
14	13	XBOZZ		64183	64833	PANEL, BARE	BBX,BBY,BBZ	EA	1
14	14	XBFZZ		MS35193-71	96906	SCREW, MACHINE, CHANNEL MTG		EA	4
14	15	XBFZZ		2111B44G27	61510	STRIP, NUT, COMPRESSOR FRAME SUPPORT	BBW	EA	2
14	16	XBFZZ		1068A33H01	61510	CHANNEL COMPRESSOR SECTION SUPPORT	BBW	EA	2
14	17	XBFZZ		4016D5G01	61510	FRAME ASSEMBLY, COMPRESSOR SECTION	BBW	EA	1
14	17	XBFZZ		64015	94833	FRAME ASSEMBLY, COMPRESSOR SECTION	BBX,BBY,BBZ	EA	1
14	18	XBOZZ		MS20604B4T5	96906	RIVET, BLIND		EA	76
14	19	PAOZZ	5325-00-290-3974	99967C098	76530	RECEPTACLE, PANEL STUD	BBW	EA	38
14	19	XBOZZ		26R6-1BB	71286	RECEPTACLE, PANEL STUD	BBX,BBY,BBZ	EA	38
14	20	XAFZZ		3098C11G01	61510	FRAME, BARE, COMPRESSOR SECTION	BBW	EA	1



TS 4120-298-23P/15

Figure 15. Compressor Motor Base

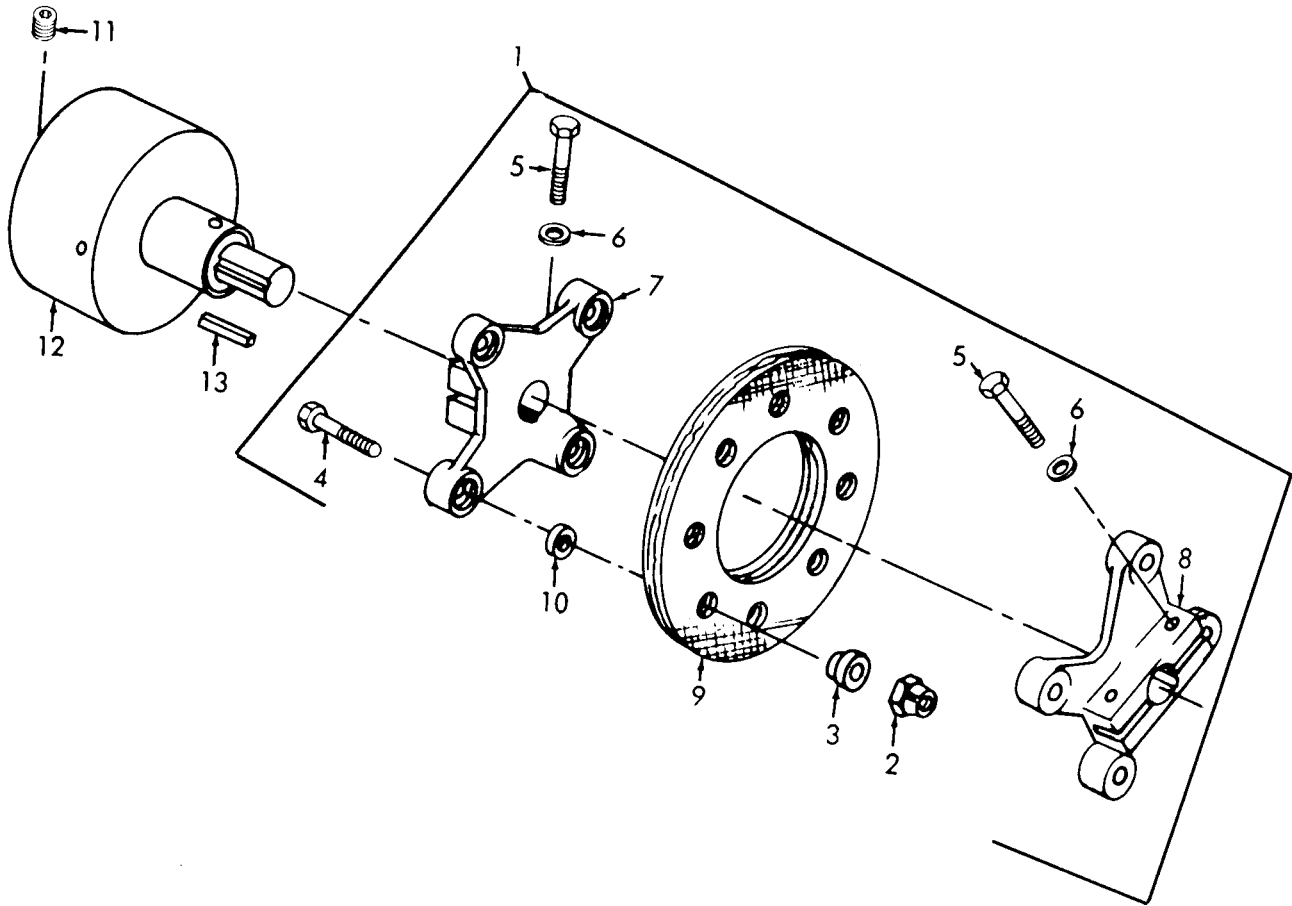
(1) ILLUSTRATION (A) FIG NO	(2) (B) ITEM NO	(3) SMR CODE	(3) FEDERAL STOCK NUMBER	(4) PART NUMBER	(5) FSCM	TMS-4120-298-23P (6) DESCRIPTION	USABLE ON CODE	(7) U/M	(8) QTY INC IN UNIT
15	1	XBFZZ		3098C10G09	61510	BASE ASSEMBLY, MOTOR AND COMPRESSOR	BBW	EA	1
15	2	PAFZZ	5305-00-269-2807	MS35298-64	96906	SCREW, CAP, HEXAGON, MOTOR MTG	BBW	EA	4
15	3	PAFZZ	5310-00-543-5101	MS35338-27	96906	WASHER, LOCK, COMPRESSOR, MOTOR, END ANGLE MTG	BBW	EA	20
15	4	PAFZZ	5310-00-080-6004	MS15795-214	96906	WASHER, FLAT, COMPRESSOR AND MOTOR MTG	BBW	EA	8
15	5	XBFZZ		1029A42H02	61510	STRIP, TAPPED, MOTOR MTG	BBW	EA	2
15	6	XBFZZ	5305-00-269-2810	MS35298-68	96906	SCREW, CAP, HEXAGON, COMPRESSOR MTG	BBW	EA	4
15	7	XBFZZ		1029A42H01	61510	STRIP, TAPPED, COMPRESSOR MTG	BBW	EA	2
15	8	XBFZZ		1024A14H01	61510	SPACER, COMPRESSOR MTG TO FRAME	BBW	EA	2
15	9	XBFZZ		MS35690-622	96906	NUT, PLAIN, HEXAGON, COMPRESSOR FRAME	BBW	EA	12
15	10	XBFZZ		MS35298-66	96906	SCREW, CAP, HEXAGON, MOUNT ATTACHING	BBW	EA	4
15	11	XBFZZ		MS35690-422	96906	NUT, PLAIN, HEXAGON, RESILIENT ATTACHING SCREW	BBW	EA	16
15	12	PAFZZ	5310-00-582-5965	MS35338-25	96906	WASHER, LOCK, RESILIENT MOUNT ATTACHING SCREW	BBW	EA	16
15	13	XBFZZ	5305-00-068-0506	MS35298-6	96906	SCREW, CAP, HEXAGON HEAD, RESILIENT MOUNT TO FRAME	BBW	EA	16
15	14	XBFZZ	5310-00-809-4058	MS15795-210	96906	WASHER, FLAT, RESILIENT ATTACHING SCREW	BBW	EA	16
15	15	PAFZZ	5340-00-369-7896	204PH87	76005	MOUNT, RESILIENT, COMPRESSOR	BBW	EA	4
15	16	XBFZZ		MS35298-60	96906	SCREW, CAP, HEXAGON, COMPRESSOR FRAME	BBW	EA	8
15	17	XBFZZ		2180B63H01	61510	ANGLE, END, COMPRESSOR FRAME	BBW	EA	1
15	18	XBFZZ		2180B63H03	61510	ANGLE, END, COMPRESSOR FRAME	BBW	EA	1
15	19	XBFZZ		2180B64H17	61510	ANGLE, SIDE, COMPRESSOR FRAME	BBW	EA	1
15	20	XBFZZ		2180B64H18	61510	ANGLE, SIDE, COMPRESSOR	BBW	EA	1
15	21	XBFZZ		24-2038-2	61510	KEY, WOODRUFF, COMPRESSOR SHAFT	BBW	EA	1
15	22	XBFZZ		1030A99H01	61510	KEY, SQUARE, COMPRESSOR MOTOR SHAFT	BBW	EA	1



TS 4120-298-23P/16

Figure 16. Compressor Frame and Motor

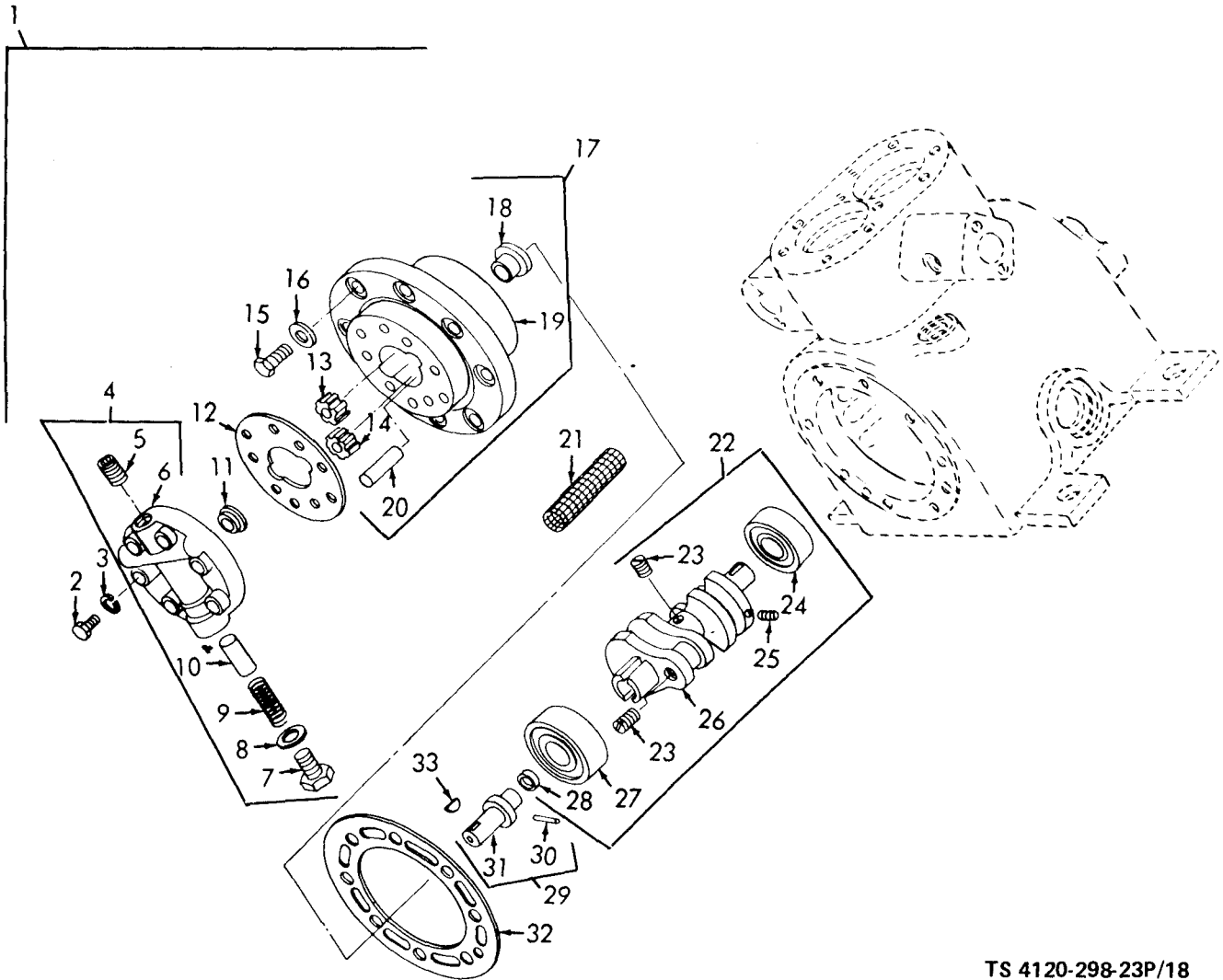
(1) ILLUSTRATION (A) FIG NO	(B) ITEM NO	(2) SMR CODE	(3) FEDERAL STOCK NUMBER	(4) PART NUMBER	(5) FSCM	TMS-4120-298-23P (6) DESCRIPTION	USABLE ON CODE	(7) U/M	(8) QTY INC IN UNIT
16	1	PAOZZ	3010-00-253-2407	352	76474	COUPLING, SHAFT	BBX,BBY,BBZ	EA	1
16	2	PAOZZ		FJ16X16	87134	CLUTCH, CENTRIFUGAL	BBX,BBY,BBZ	EA	1
16	3	XBOZZ		MS51968-7	96906	NUT, HEXAGON, MOTOR END ANGLE MTG	BBZ,BBX,BBY	EA	16
16	4	PAOZZ	5310-00-543-5101	MS35338-27	96906	WASHER, LOCK, MOTOR END ANGLE MTG	BBX,BBY,BBZ	EA	16
16	5	PAOZZ	5310-00-809-4061	MS27183-15	96906	WASHER, FLAT, MOTOR MTG	BBX,BBY,BBZ	EA	8
16	6	PAOZZ	5305-00-269-2808	MS90726-65	96906	SCREW, MACHINE, MOTOR MTG	BBX,BBY,BBZ	EA	8
16	7	XBOZZ		MS51968-1	96906	NUT, HEXAGON, VIBRATION MOUNT MTG SCREW	BBX,BBY,BBZ	EA	4
16	8	PAOZZ	5310-00-582-5965	MS35338-25	96906	WASHER, LOCK, VIBRATION MOUNT MTG SCREW	BBX,BBY,BBZ	EA	20
16	9	PAOZZ	5310-00-809-3078	MS27183-11	96906	WASHER, FLAT, VIBRATION MOUNT MTG SCREW	BBX,BBY,BBZ	EA	20
16	10	PAOZZ	5305-00-269-2809	MS90726-66	96906	SCREW, MACHINE, VIBRATION MOUNT	BBX,BBY,BBZ	EA	4
16	11	XBOZZ		MS51966-1	96906	NUT, HEXAGON, VIBRATION MOUNT MTG	BBX,BBY,BBZ	EA	16
16	12	PAOZZ	5305-00-068-0506	MS90726-6	96906	SCREW, CAP, HEXAGON HEAR, VIBRATION MOUNT MTG	BBX,BBY,BBZ	EA	16
16	13	PAOZZ	5340-00-200-3983	200PH45	76005	MOUNT, VIBRATION	BBX,BBY,BBZ	EA	4
16	14	XBOZZ		64089	94833	BASE, MOTOR AND FRAME	BBX,BBY,BBZ	EA	1
16	15	XBOZZ		064091	94833	.ANGLE, END	BBX,BBY,BBZ	EA	2
16	16	XBOZZ		B64090-2	94833	.ANGLE, SIDE, REAR	BBX,BBY,BBZ	EA	1
16	17	XBOZZ		B64090-1	94833	.ANGLE, SIDE, FRONT	BBX,BBY,BBZ	EA	1
16	18	XBOZZ		13108E5853-20	97403	.STRAP, GROUND, COMPRESSOR MOTOR		EA	1



TS 4120-298-23P/17

Figure 17. Coupling and Clutch

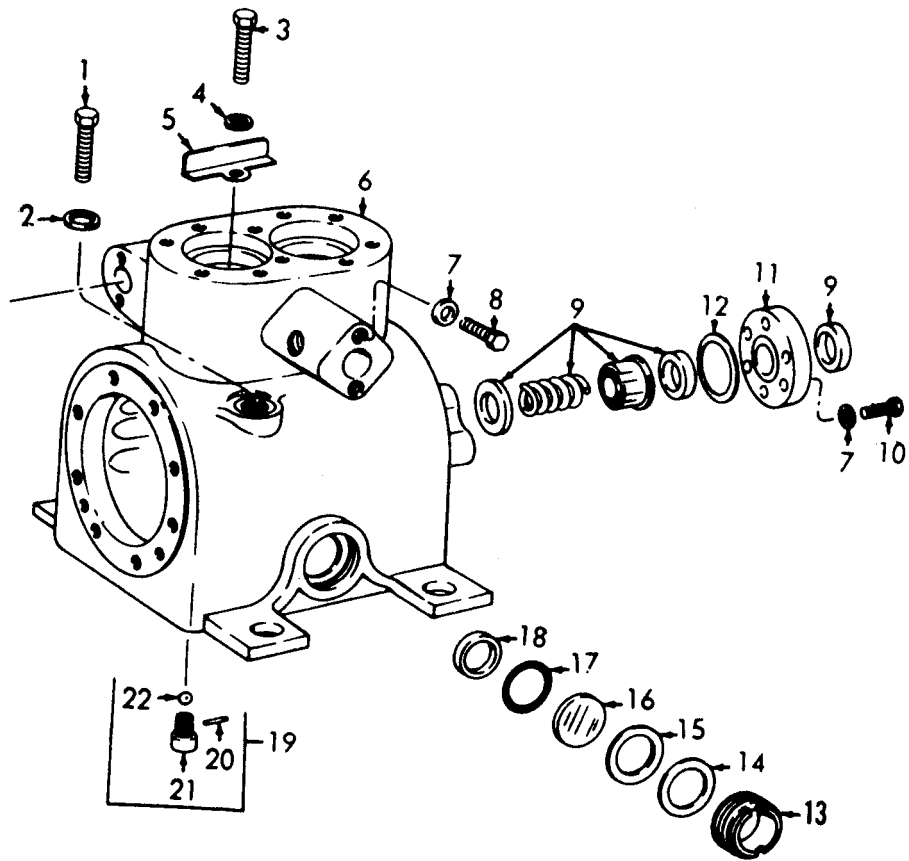
(1) ILLUSTRATION (A) (B) FIG ITEM NO NO		(2) SMR CODE	(3) FEDERAL STOCK NUMBER	(4) PART NUMBER	(5) TMS-4120-298-23P (6) DESCRIPTION FSCM	USABLE ON CODE	(7) U/M	(8) QTY INC IN UNIT
17	1	PAOZZ	4130-00-476-1120	309704G03	61510 SPIDER ASSEMBLY, MOTOR TO COMPRESSOR	BBW	EA	1
17	2	XBOZZ		MS20365-5240	96906 .NUT, SELF-LOCKING, HUB TO WASHER	BBW	EA	8
17	3	XBOZZ	4130-00-859-9220	1067A89H01	61510 .SPACER, HUB TO WASHER	BBW	EA	8
17	4	PAOZZ	5305-00-225-9091	MS35298-36	96906 .BOLT, MACHINE, HUB TO WASHER	BBW	EA	8
17	5	XB ZZ	5306-00-225-8502	MS35297-38	96906 .BOLT, MACHINE, HUB LOCKING	BBW	EA	4
17	6	XBOZZ	5310-00-081-4219	MS15795-212	96906 .WASHER, FLAT, HUB LOCKING BOLT	BBW	EA	4
17	7	XAOZZ		3097097H02	61510 .SPIDER HUB	BBW	EA	1
17	8	XAOZZ		3097093H02	61510 .SPIDER HUB	BBW	EA	1
17	9	PAOZZ	3010-00-063-8047	WD1041	61510 .WASHER, FLEXIBLE	BBW	EA	1
17	10	XBOZZ		1067A90H11	61510 .BUSHING, SPACER, HUB TO WASHER	BBW	EA	8
17	11	PAOZZ	5305-00-724-5820	MS51964-78	96906 SETSCREW, CLUTCH TO SHAFT	BBW	EA	1
17	12	PAOZZ	3010-00-673-8684	1067A88G01	61510 CLUTCH, CENTRIFUGAL	BBW	EA	1
17	13	PAOZZ	5315-00-050-5748	608416	24617 KEY, MACHINE, CLUTCH TO COUPLING	BBW	EA	1



TS 4120-298-23P/18

Figure 18. Crankshaft and Oil Pan

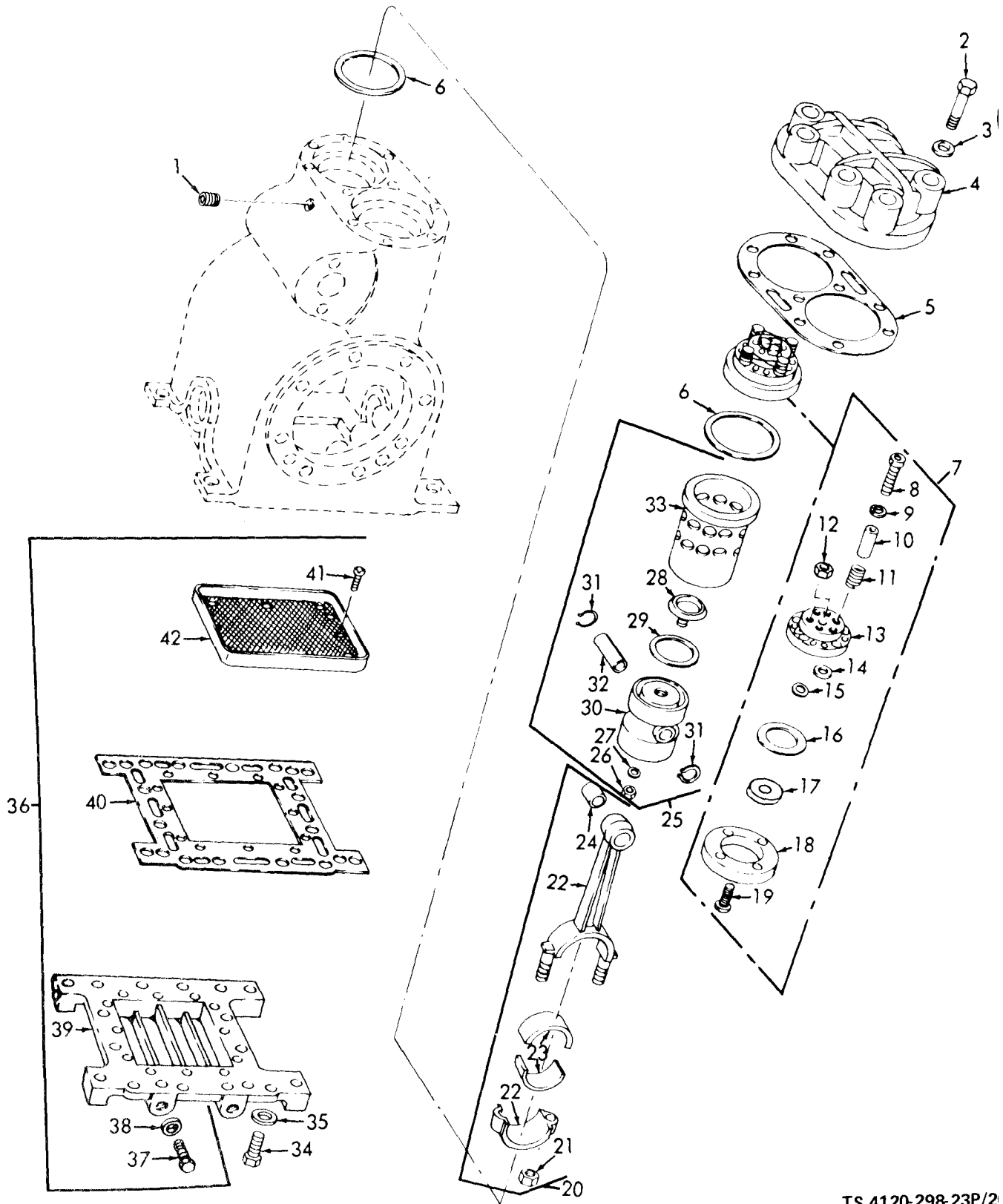
(1) ILLUSTRATION (A) FIG NO	(2) ITEM NO	(3) SMR CODE	(4) FEDERAL STOCK NUMBER	(5) PART NUMBER	(6) DESCRIPTION FSCM	(7) USABLE ON CODE U/M	(8) QTY INC IN UNIT
					TMS-4120-298-23P (6)		
					DESCRIPTION		
					GROUP 11 - COMPRESSOR MOTOR AND STARTER BOX		
18	1	PAFZZ		2S19M	61510		EA 1
18	2	PAFZZ		MS35297-37	96906		EA 6
18	3	PAFZZ	5310-00-205-9966	1081A35H06	61510		EA 4
18	4	PAFZZ		2111B21G01	61510		EA 1
18	5	PAFZZ		1081A22H16	61510		EA 1
18	6	XBFZZ	4130-00-319-4193	2111B22H01	61510		EA 1
18	7	PAFZZ	5365-00-310-1995	1072A08H01	61510		EA 1
18	8	PAFZZ		1081A34H12	61510		EA 1
18	9	PAFZZ	5360-00-908-2561	1072A07H01	61510		EA 1
18	10	PAFZZ		1072A06H01	61510		EA 1
18	11	PAFZZ	4820-00-358-5632	5591860	61510		EA 1
18	12	PAFZZ	5330-00-931-8063	2110B14H01	61510		EA 1
18	13	PAFZZ		1072A10H01	61510		EA 1
18	14	PAFZZ	4130-00-359-6269	1072A13H01	61510		EA 1
18	15	PAFZZ		MS35297-61	96906		EA 9
18	16	PAFZZ	5310-00-167-0821	1081A35H11	61510		EA 9
18	17	PAFZZ		2113B72G01	61510		EA 1
18	18	PAFZZ	4130-00-868-6828	1072A03H01	61510		EA 1
18	19	XBFZZ		23-4003	61510		EA 1
18	20	PAFZZ		1072A04H01	61510		EA 1
18	21	PAFZZ	4130-00-020-3517	1066A56H01	61510		EA 1
18	22	PAFZZ	4130-00-929-8269	2179B04G01	61510		EA 1
18	23	XBFZZ					EA 1
18	24	PAFZZ	3110-00-903-3985	WC87507L1U1	61510		EA 1
18	25	XBFZZ		1071A91C01	61510		EA 1
18	26	XAFZZ		3097C46H02	61510		EA 1
18	27	PAFZZ	3110-00-903-3986	77507L1LU	61510		EA 1
18	28	PAFZZ	5330-00-531-2846	2561-114	61510		EA 1
18	29	PAFZZ	4130-00-225-5357	1076A62G01	61510		EA 1
18	30	XBFZZ		14110	61510		EA 1
18	31	XBFZZ	4130-00-057-0930	1072A12H01	61510		EA 1
18	32	PAFZZ	5330-00-931-8060	1072A09H01	61510		EA 1
18	33	XBFZZ		1072A11H02	61510		EA 1



TS 4120-298-23P/19

Figure 19. Crankcase and Oil Pan

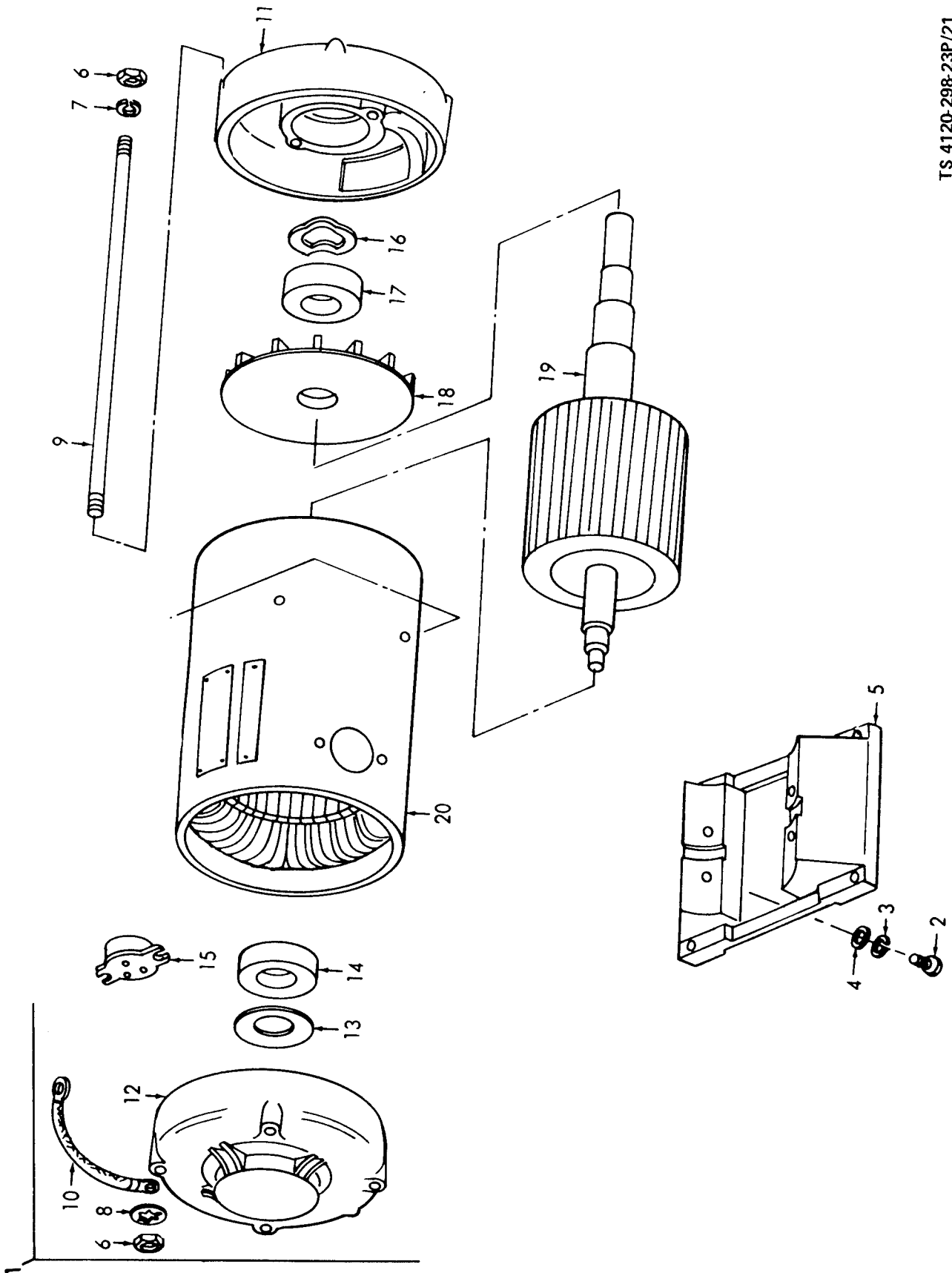
(1) ILLUSTRATION (A) FIG NO	(2) (B) ITEM NO	(3) SMR CODE	(3) FEDERAL STOCK NUMBER	(4) PART NUMBER	(5) FSCM	TMS-4120-298-23P (6) DESCRIPTION	(7) USABLE ON CODE	(8) QTY INC IN UNIT
19	1	PAFZZ		MS35297-107	96906	.SCREW, MCAHINE, CRANKCASE FILLER	EA	1
19	2	XBFZZ		1081A34H09	61510	.WASHER, FLAT, CRANDKCASE FILLER SCREW	EA	1
19	3	PAFZZ		MS35297-29	96906	.SCREW, MACHINE, BAFFLE MTG	EA	1
19	4	PAFZZ		MS35333-24	96906	.WASHER, LOCK, BAFFLE MTG SCREW	EA	1
19	5	XBFZZ		1066A58H01	61510	.VAFFLE, OIL SEPARATOR	EA	1
19	6	XBFZZ		23-4008-1	61510	.BODY, COMPRESSOR	EA	1
19	7	PAFZZ		1081A35H06	61510	.WASHER, FLAT, SERVICE VALVE MTG	EA	8
19	8	PAFZZ		MS35297-39	96906	.SCREW, CAP, HEXAGON HEAD, SERVICE VALVE MTG	EA	2
19	9	PAFZZ	4130-00-868-6836	1081A80G01	61510	.SEAL, CRANKSHAFT	EA	1
19	10	PAFZZ		MS35297-36	96906	.BOLT, MACHINE, PLATE MTG	EA	6
19	11	XBFZZ		1066A57H01	61510	.RING, SEAL, CRANKSHAFT	EA	1
19	12	XBFZZ	5330-00-599-6833	2RB31	61510	.WASHER, NONMETALLIC, SEAL RING (ALSO PART OF KIT, FSN BBW 4130-00-607-6367)	EA	1
19	13	XBFZZ	4130-00-509-9785	1070A34H01	61510	.NUT, SIGHT GLASS	EA	2
19	14	XBFZZ	5310-00-205-9790	2111B41H74	61510	.WASHER, SIGHT GLASS	EA	2
19	15	XBFZZ	5310-00-835-0849	1070A36H01	61510	.GASKET, SIGHT GLASS	EA	2
19	16	PAFZZ	6680-00-931-8058	1070A37H01	61510	.GLASS, SIGHT, COMPRESSOR CRANKCASE	EA	2
19	17	XBFZZ		8218	61510	.PACKING, PREFORMED, COMPRESSOR SIGHT GLASS	EA	2
19	18	XBFZZ	5330-00-359-6266	1070A38H01	61510	.SPACER, SIGHT GLASS	EA	2
19	19	PAFZZ	4820-00-359-6432	1072A14G01	61510	.VALVE ASSEMBLY	EA	2
19	20	XBFZZ		1072A16H01	61510	..PIN, DOWEL, CHECK VALVE	EA	2
19	21	XBFZZ		1072A15H01	61510	..BODY, VALVE CHECK	EA	2
19	22	XBFZZ		MS19059-90	96906	..BALL, CHECK VALVE	EA	2



TS 4120-298-23P/2

Figure 20. Piston and Connecting Rods

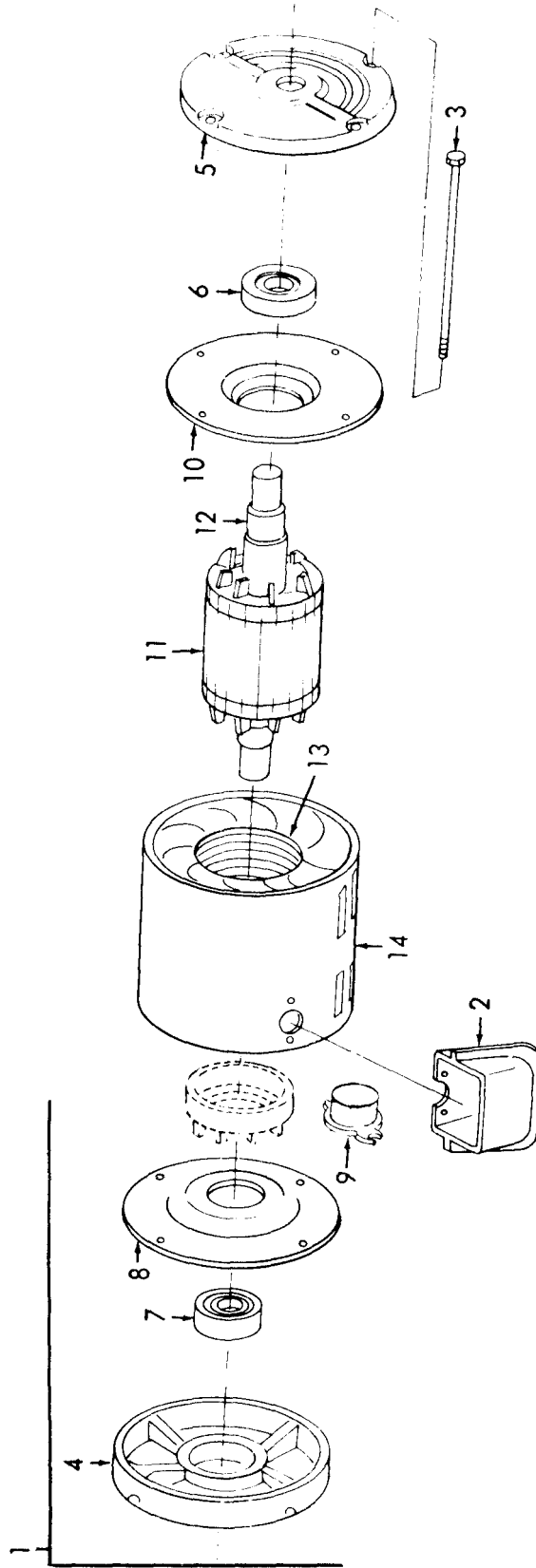
(1) ILLUSTRATION (A) FIG NO	(2) (B) ITEM NO	(3) SMR CODE	(4) FEDERAL STOCK NUMBER	(5) PART NUMBER	(6) TMS-4120-298-23P DESCRIPTION FSCM	(7) USABLE ON CODE U/M	(8) QTY INC IN UNIT
20	1	PAFZZ	4730-00-287-3281	2082-2B	00624 .PLUG, PIPE, COMPRESSOR BODY	EA	1
20	2	PAFZZ	5305-00-018-0129	180129	61510 .SCREW, CAP, HEXAGON, CYLINDER HEAD ATTACHING	EA	8
20	3	PAFZZ	5310-00-167-0821	1081A35H11	61510 .WASHER, FLAT, CYLINDER HEAD ATTACHING BOLT	EA	8
20	4	PAFZZ		2178B98H02	61510 .HEAD, CYLINDER COMPRESSOR	EA	1
20	5	PAFZZ	5330-00-931-8061	2111B15H01	61510 .GASKET, CYLINDER HEAD (ALSO PART OF KIT, NSN 4130-00-607-6367) PART OF KIT P/N 23-4043	EA	1
20	6	PAFZZ	5330-00-057-6746	1071A97H01	61510 .GASKET, SLEEVE (ALSO PART OF KIT, NSN 4130-00-607-6367) PART OF KIT P/N 23-4043	EA	2
20	7	PAFZZ	4130-00-868-6830	2111B16G01	61510 .PLATE, VALVE	EA	2
20	8	XBFZZ		1071A94H01	61510 ..SCREW, MACHINE, RELIEF SLEEVE MTG	EA	16
20	9	XBFZZ		1081A35H01	61510 ..WASHER, FLAT, RELIEF SPRING SCREW	EA	16
20	10	XAFZZ		1071A96H01	61510 ..SLEEVE, RELIEF SPRING	EA	16
20	11	XAFZZ		1071A95H01	61510 ..SPRING, SLUGGING RELIEF	EA	16
20	12	XAFZZ		MS35690-622	96906 ..NUT, PLAIN, HEXAGON, SUPPORT	EA	4
20	13	XAFZZ		2010B06H01	61510 ..CAGE, DISCHARGE VALVE	EA	2
20	14	XAFZZ		4R41A6	61510 ..WASHER, DISCHARGE VALVE	EA	16
20	15	XAFZZ		1004A03H01	61510 ..WASHER, WAVE	EA	4
20	16	XAFZZ		1071A93H01	61510 ..REED	EA	2
20	17	XAFZZ		2000B80H01	61510 ..RETAINER, DISCHARGE VALVE	EA	2
20	18	XAFZZ		1071A92H01	61510 ..PLATE, VALVE	EA	2
20	19	PAFZZ		1000A74H01	61510 ..SCREW, SUPPORT	EA	4
20	20	PAFZZ	4130-00-947-8887	2010B91G02	61510 .ROD ASSEMBLY, CONNECTING	EA	2
20	21	XBFZZ		1071A75H01	61510 ..NUT, 12 POINTER, ROD	EA	4
20	22	XBFZZ	4130-00-225-5359	3000C02G01	61520 ..ROD, CONNECTING	EA	2
20	23	PAFZZ	3120-00-073-1309	2000B01H01	61520 ..BEARING, STANDARD	EA	2
20	24	PAFZZ	3120-00-141-9315	1072A02H01	61510 ..BUSHING, SLEEVE, ROD	EA	2
20	25	PAFZZ	4130-00-369-8192	2111B17G01	61510 .PISTON ASSEMBLY	EA	2
20	26	PAFZZ		MS20365-524C	96906 ..NUT, SELF-LOCKING, VALVE MTG	EA	2
20	27	XBFZZ		1081A35H06	61510 ..WASHER, FLAT, VALVE	EA	2
20	28	XBFZZ	4130-00-325-3038	1071A99H01	61510 ..HEAD VALVE	EA	2
20	29	PAFZZ	4130-00-868-6831	1072A01H01	61510 ..VALVE	EA	2
20	30	XAFZZ		2111B18H02	61510 ..PISTON	EA	2
20	31	XBFZZ		5000-62	61520 ..RING, RETAINING	EA	4
20	32	XBFZZ	4130-00-359-6324	1071A98H01	61510 ..PIN, PISTON	EA	2
20	33	PAFZZ	4130-00-868-6832	2179B03H02	61510 ..SLEEVE, CYLINDER	EA	2
20	34	PAFZZ	5305-00-269-3212	MS35297-61	96906 .SCREW, CAP, HEXAGON, SUMP ATTACHING	EA	24
20	35	PAFZZ		1081A34H07	61510 .WASHER, FLAT, SUMP DRAIN SCREW	EA	24
20	36	XBFZZ		3097C44G01	61510 .SUMP ASSEMBLY, COMPRESSOR	EA	1
20	37	PAFZZ		171352	61510 ..SCREW, MACHINE, SCREEN MTG	EA	12
20	38	PAFZZ	5310-00-167-0821	1081A35H11	61510 ..WASHER, FLAT, SUMP MTG SCREW	EA	12
20	39	XAFZZ		3097C45H02	61510 ..SUMP	EA	1
20	40	XBFZZ	5330-00-695-2600	2178B97H01	61510 ..GASKET, PUMP (ALSO PART OF KIT, NSU 4130-00-607-6367) PART OF KIT P/N 23-4043	EA	1
20	41	PAFZZ		MS35297-58	96906 ..SCREW, MACHINE, SUMP DRAIN	EA	2
20	42	PAFZZ	4130-00-215-5699	2112B27G01	61510 ..SCREEN, COMPRESSOR SUMP	EA	1



TS 4120-298-23P/21

Figure 21. Compressor Motor

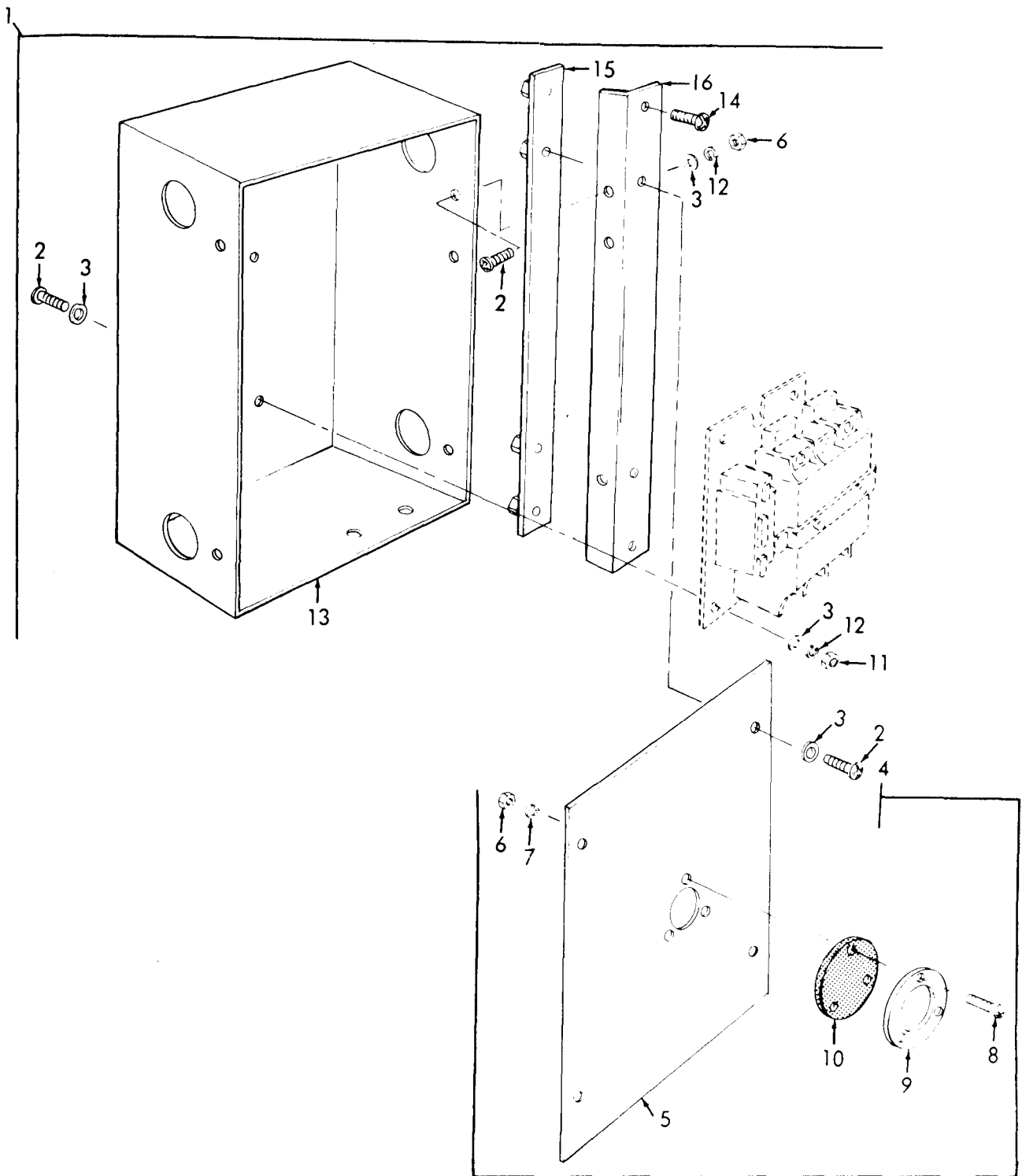
(1) ILLUSTRATION (A) FIG NO	(2) (B) ITEM NO	(3) SMR CODE	(3) FEDERAL STOCK NUMBER	(4) PART NUMBER	(5) FSCM	TMS-4120-298-23P (6) DESCRIPTION	(7) USABLE ON CODE	(8) QTY INC IN UNIT
21	1	PAOZZ	6105-00-936-5025	2039B78G01	61510	MOTOR ASSEMBLY COMPRESSOR (ELECTRIC MOTORS AND REPAIR PARTS ARE TO BE REQUISITION BY COMPLETE IDENTIFYING NONNENCLATURE, MOTOR AND FRAMENAMEPLATE DATA MUST BE SHOWN	EA	1
21	2	XBFZZ		MS35298-60	96906	.SCREW,CAP,HEXAGON BASE MTG	BBW	EA 4
21	3	PAFZZ	5310-00-543-5101	MS35338-27	96906	.WASHER,LOCK BASE MTG	BBW	EA 4
21	4	PAFZZ	5310-00-080-6004	MS15795-214	96906	.WASHER,FLAT BASE MTG	BBW	EA 4
21	5	XAFZZ		D264	92940	.BASE COMPRESSOR DRIVE MOTOR	BBW	EA 1
21	6	XBFZZ	5310-00-761-6882	MS35690-402	96906	.NUT,PLAIN,HEXAGON THRU BOLT	BBW	EA 4
21	7	PAFZZ	5310-00-582-5965	MS35338-25	96906	.WASHER LOCK THRU BOLT	BBW	EA 4
21	8	PAOZZ	5310-00-167-0721	MS35333-41	96906	.WASHER,LOCK GROUND STRAP MTG	BBW	EA 2
21	9	XBFZZ		A1259-54	92940	.BOLT,THRU	BBW	EA 4
21	10	XBOZZ		1084A26G01	61510	.STRAP,GROUND COMPRESSOR MOTOR	BBW	EA 1
21	11	XAFZZ		C1037-4	92940	.END SHIELD	BBW	EA 1
21	12	XAFZZ		B1798-5	92940	.END SHIELD	BBW	EA 1
21	13	XBFZZ		A625	92940	.SHIM	BBW	EA 1
21	13	XBFZZ		A625-4	92940	.SHIM	BBW	EA 1
21	14	XBFZZ	3110-00-144-8642	77-306	29337	.BEARING,BALL	BBW	EA 2
21	15	PAFZZ	6105-00-868-7924	9700L11-11	82647	.PROTECTOR	BBW	EA 1
21	16	XBFZZ		A2292-4	92940	.SPRING,BEARING	BBW	EA 1
21	17	XBFZZ	3110-00-144-8642	77-306	29337	.BEARING,BALL	BBW	EA 1
21	18	XAFZZ		A3506	92940	.FAN	BBW	EA 1
21	19	XAFZZ		7156OROT	92940	.ROTOR COMPRESSOR MOTOR	BBW	EA 1
21	20	XAFZZ		72560STA	92940	.STATOR	BBW	EA 1



TS 4120-298-23P/22

Figure 22. Compressor Motor

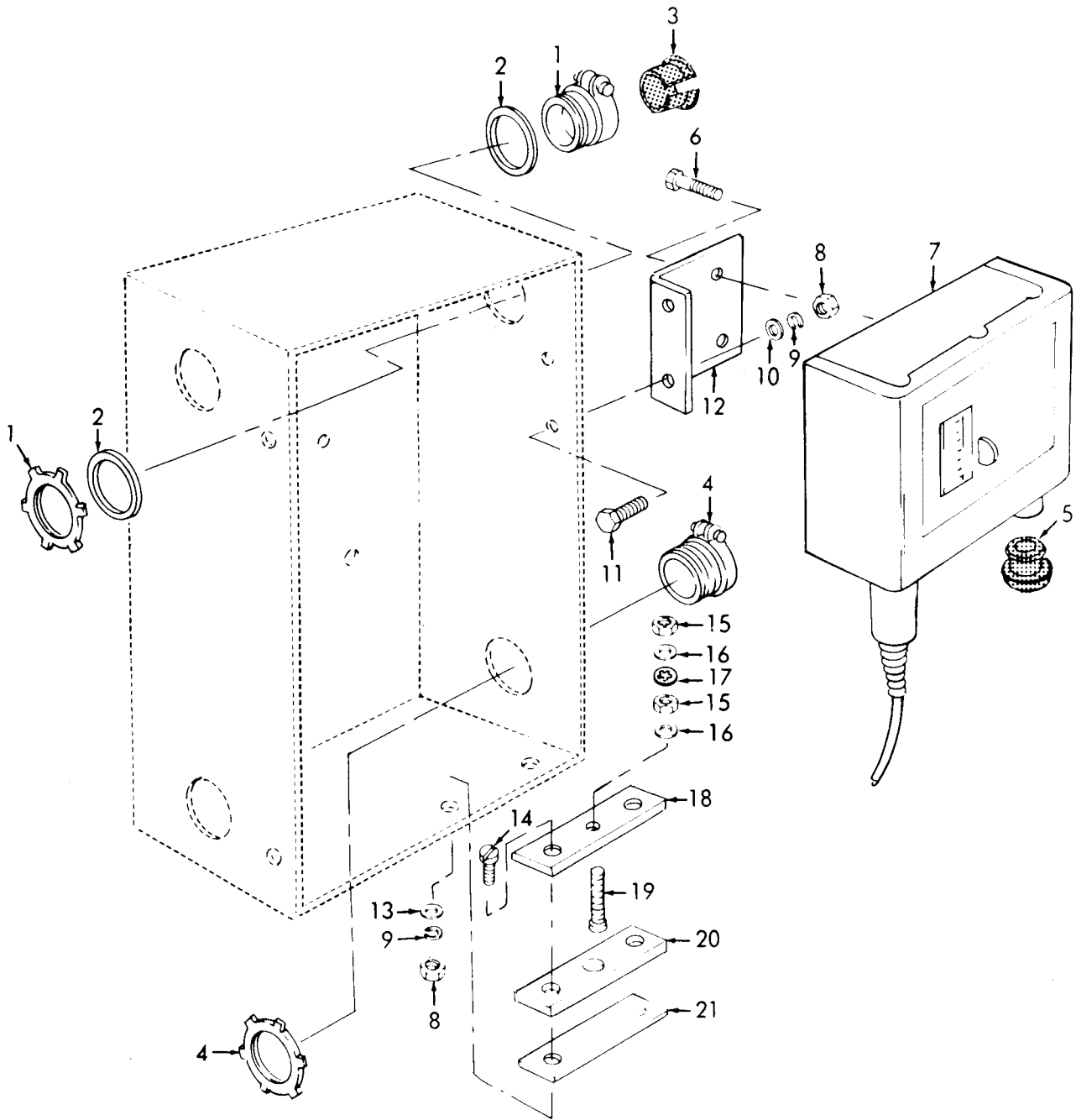
(1) ILLUSTRATION (A) FIG NO	(B) ITEM NO	(2) SMR CODE	(3) FEDERAL STOCK NUMBER	(4) PART NUMBER	(5) FSCM	TMS-4120-298-23P (6) DESCRIPTION	(7) USABLE ON CODE U/M	(8) QTY INC IN UNIT
22	1	PAOZZ	6105-00-120-9601	COG4S	01425	MOTOR AC,COMPRESSOR (ELECTRIC MOTORS AND REPAIR PARTS ARE TO BE REQUISITIONED BY COMPLETE NOMENCALTURE,MOTOR AND FRAME NAMEPLATE DATA MUST BE SHOWN ON REQUI	EA	1
22	2	XBPZZ		54232-5	94833	.BOX,CONDUIT COMPRESSOR MOTOR	BBX,BBY,BBZ	EA 1
22	3	XBPZZ		54232-7	94833	.BOLT,THRU	BBX,BBY,BBZ	EA 4
22	4	XBPZZ		54232-1	94833	.BRACKET,BEARING COMPRESSOR MOTOR,FRONT	BBX,BBY,BBZ	EA 1
22	5	XBPZZ		54232-9	94833	.BRACKET,BEARING COMPRESSOR MOTOR	BBX,BBY,BBZ	EA 1
22	6	PAPZZ	3120-00-124-9126	54232-11	94833	.BEARING,REAR COMPRESSOR MOTOR	BBX,BBY,BBZ	EA 1
22	7	XBPZZ		54232-3	94833	.BEARING,FRONT COMPRESSOR MOTOR	BBX,BBY,BBZ	EA 1
22	8	XBPZZ		54232-2	94833	.AIR DEFLECTOR	BBX,BBY,BBZ	EA 1
22	9	XBPZZ		54232-13	94833	.THERMAL OVERLOAD	BBX,BBY,BBZ	EA 1
22	10	XBPZZ		54232-10	94833	.AIR DEFLECTOR	BBX,BBY,BBZ	EA 1
22	11	XAPZZ		54232-4	94833	.ROTOR COMPRESSOR MOTOR	BBX,BBY,BBZ	EA 1
22	12	XAPZZ		54232-12	94833	.SHAFT COMPRESSOR MOTOR	BBX,BBY,BBZ	EA 1
22	13	XAPZZ		54232-8	94833	.STATOR	BBX,BBY,BBZ	EA 1
22	14	XDPZZ	6105-00-126-8539	54232-6	94833	.HOUSING,MOTOR	BBX,BBY,BBZ	EA 1



TS 4120-298- 23P/23

Figure 23. Starter Box

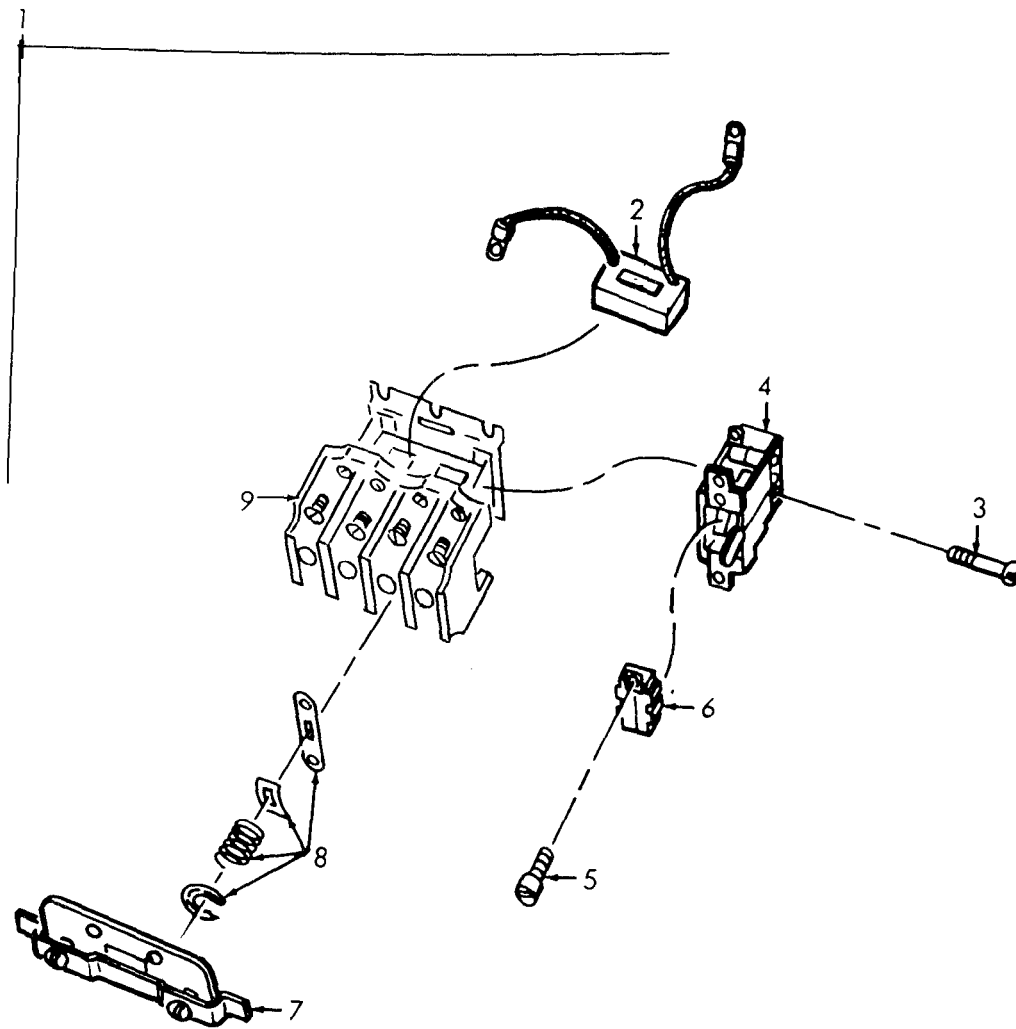
(1) ILLUSTRATION (A) FIG NO	(B) ITEM NO	(2) SMR CODE	(3) FEDERAL STOCK NUMBER	(4) PART NUMBER	(5) FSCM	TMS-4120-298-23P (6) DESCRIPTION	USABLE ON CODE	(7) U/M	(8) QTY INC IN UNIT
23	1	XBOZZ		3012013G03	61510	BOX ASSEMBLY STARTER	BBW	EA	1
23	2	PAOZZ	5305-00-989-7434	MS35207-263	96906	.SCREW,MACHINE SWITCH BOX COVER		EA	11
23	3	PAOZZ	5310-00-823-8804	MS27183-9	96906	.WASHER,FLAT STARTER BOX COVER SCREW		EA	15
23	4	XBOZZ		2180B62G20	61510	.COVER ASSEMBLY STARTER SWITCH	BBW	EA	1
23	4	XBOZZ		64093	94833	.COVER ASSEMBLY STARTER BOX	BBX,BBY,BBZ	EA	1
23	5	XBOZZ		2180B61H01	61510	..COVER	BBW	EA	1
23	5	XBOZZ		B64094	94833	..COVER STARTER BOX	BBX,BBY,BBZ	EA	1
23	6	XBOZZ	5310-00-012-0622	MS35649-82	96906	..NUT,PLAIN,HEXAGON DIAPHRAGM,STRIP NUT MTG		EA	9
23	7	PAOZZ	5310-00-045-3299	MS35338-23	96906	..WASHER LOCK DIAPHRAGM MTG SCREW		EA	3
23	8	XBOZZ		MS35208-40	96906	..SCREW,MACHINE DIAPHRAGM MTGS		EA	
23	9	XBOZZ				..WASHER,DIAPHRAGM		EA	1
23	10	XBOZZ		1079A18H01	61510	..DIAPHRAGM STARTER SWITCH COVER	BBW	EA	1
23	10	XBOZZ		B64095	94833	..DIAPHRAGM STARTER SWITCH COVER	BBX,BBY,BBZ	EA	1
23	11	PAOZZ	5310-00-934-9751	MS35650-102	96906	.NUT,PLAIN,HEXAGON STARTER BOX MTG SCREW		EA	4
23	12	PAOZZ	5310-00-045-3296	MS35338-24	96906	.WASHER,LOCK STARTER BOX BRACKET MTG SCREW		EA	9
23	13	XBOZZ		2180B60H01	61510	.BOX,STARTER	BBW	EA	1
23	13	XBOZZ		64092	94833	.BOX,STARTER	BBX,BBY,BBZ	EA	1
23	14	XBOZZ	5305-00-988-3784	MS35193-71	96906	.SCREW,MACHINE SWITCH BOX MTG		EA	8
23	15	XBOZZ		2180B44H01	61510	.ANGLE SUPPORT STARTER BOX	BBW	EA	2
23	15	XBOZZ		64097	94833	.BRACKET,STARTER BOX	BBX,BBY,BBZ	EA	2
23	16	XBOZZ		2111B44G27	61510	.STRIP NUT STARTER BOX	BBW	EA	2
23	16	XBOZZ	4130-00-126-2361	64088	94833	.STRIP NUT STARTER BOX TO BRACKET	BBX,BBY,BBZ	EA	2



TS 4120-298-23P/24

Figure 24. Starter Box

(1) ILLUSTRATION (A) FIG NO	(2) (B) ITEM NO	(3) SMR CODE	(4) FEDERAL STOCK NUMBER	(5) PART NUMBER	(6) DESCRIPTION FSCM	(7) USABLE ON CODE	(8) QTY INC IN UNIT
24	1	XBOZZ		6623	03923 .CONNECTOR STARTER BOX TOP TO PRESSURE SWITCH WIRE	EA	4
24	2	XBOZZ		21	03923 .WASHER,REDUCING ELECTRICAL CONNECTOR	EA	4
24	3	XBOZZ		1	48170 .BUSING,RUBBER ELECTRICAL CONNECTOR,TERMINAL BOARD WIRING	EA	2
24	4	XBOZZ		6624	03923 .CONNECTOR TERMINAL BLOCK WIRING THRU STARTER BOX	EA	1
24	5	XBOZZ		1170	70485 .GROMMET,RUBBER PRESSURE SWITCH WIRE THRU BOX	EA	1
24	6	PAOZZ	5305-00-043-1942	431942	24617 .SCREW,MACHINE SWITCH MTG	EA	2
24	7	PAFZZ	5930-00-669-8154	1067A96G01	61510 .SWITCH,HIGH	BBW	EA 1
24	7	PAFZZ	5930-00-828-2297	27CAP2OAN	92576 .SWITCH,HIGH	BBX,BBY,BBZ	
24	8	PAOZZ	5310-00-934-9751	MS35650-102	96906 .NUT,PLAIN,HEXAGON PRESSURE SWITCH MTG BRACKET SCREW	EA	4
24	9	PAOZZ	5310-00-045-3296	MS35338-24	96906 .WASHER,LOCK PRESSURE SWITCH MTG BRACKET SCREW	EA	4
24	10	PAOZZ	5310-00-823-8804	MS27183-9	96906 .WASHER,FLAT PRESSURE SWITCH MTG BRACKET SCREW	EA	2
24	11	PAOZZ	5305-00-993-1848	MS35207-265	96906 .SCREW,MACHINE PRESSURE SWITCH MTG BRACKET	EA	2
24	12	XBOZZ		1068A4OH01	51510 .BRACKET, SWITCH	BBW	EA 1
24	12	XBOZZ		64098	94833 .BRACKET PRESSURE SWITCH MTG	BBX,BBY,BBZ	EA 1
24	13	PAOZZ	5310-00-809-8546	MS15795-208	96906 .WASHER,FLAT .TERMINAL BOARD MTG SCREW	BBW	EA 2
24	14	XBOZZ		MS35193-57	96906 .SCREW,MACHINE .TERMINAL BOARD MTG	BBW	EA 2
24	15	XBOZZ		MS35650-105	96906 .NUT,PLAIN,HEXAGON .TERMINAL SCREW	BBW	EA 2
24	16	XBOZZ		MS15795-608	96906 .WASHER,FLAT .TERMINAL SCREW	BBW	EA 1
24	17	XBOZZ			.WASHER,FLAT TERMIANL STUD	BBW	EA 1
24	18	XBOZZ		1067A98H01	61510 .BOARD,TERMINAL STRATER BOX,UPPER	BBW	EA 1
24	19	XBOZZ		1072A54H01	61510 .SCREW,.TERMINAL STARTER BOX,LOWER	BBW	EA 1
24	20	XBOZZ		1050A43H01	61510 .BOARD,TERMINAL STARTER BOX,LOWER	BBW	EA 1
24	21	MOOZZ			.INSULATION TERMINAL BOARD STARTER BOX MANUFACTURE FROM	BBW	EA 1
24		XBOZZ			..INSULATION FIBER 2 IN. X 4 IN. REQUIRED	BBW	FT V



TS 4120-298-23P/25

Figure 25. Starter

(1) ILLUSTRATION (A) FIG NO	(B) ITEM NO	(2) SMR CODE	(3) NATIONAL STOCK NUMBER	(4) PART NUMBER	(5) FSCM	TM5-4120-298-23P (6) DESCRIPTION	USABLE ON CODE	(7) U/M	(8) QTY INC IN UNIT
25	1	PAOZZ		13217E0056	97403	.STARTER,MOTOR	BBW	EA	1
25	1	PAOZZ	6110-00-471-3385	CR354AC3AA3AB	02295	..STARTER,MOTOR	BBX,BBY,BBZ	EA	1
25	2	PAOZZ	5950-00-905-0026	32132-88	04009	..COIL,ELECTRICAL	BBW	EA	1
25	3	XBOZZ				..SCREW,MACHINE RELAY MTG		EA	3
25	4	XBOZZ		38551-67	04009	..RELAY,OVERLOAD	BBW	EA	1
25	5	PAOZZ	5305-00-984-6189	MS35206-241	96906	..SCREW,MACHINE HEATER MTG		EA	4
25	6	XBOZZ	5990-00-674-4480	CR123C7-78A	24446	..HEATER,OVERLOAD 7.78 AMPS, 208V	BBX,BBY,BBZ	EA	1
25	6	PAOZZ	4540-00-308-0584	42021	04009	..HEATER STARTER SWITCH 120V	BBW	AR	1
25	6	PAOZZ	5945-00-383-2557	CR123C13-7B	24446	..HEATER,OVERLOAD	BBX,BBY,BBZ	AR	1
25	6	PAOZZ	5999-00-383-2230	42016	04009	..HEATER STARTER SWITCH,208V	BBW	EA	1
25	7	XBOZZ		32433-4	04009	..COVER,CONTACT	BBW	EA	1
25	8	PAOZZ	5945-00-126-1216	3200-301A	04009	..PARTS KIT CONTACT,STARTER	BBW	EA	1

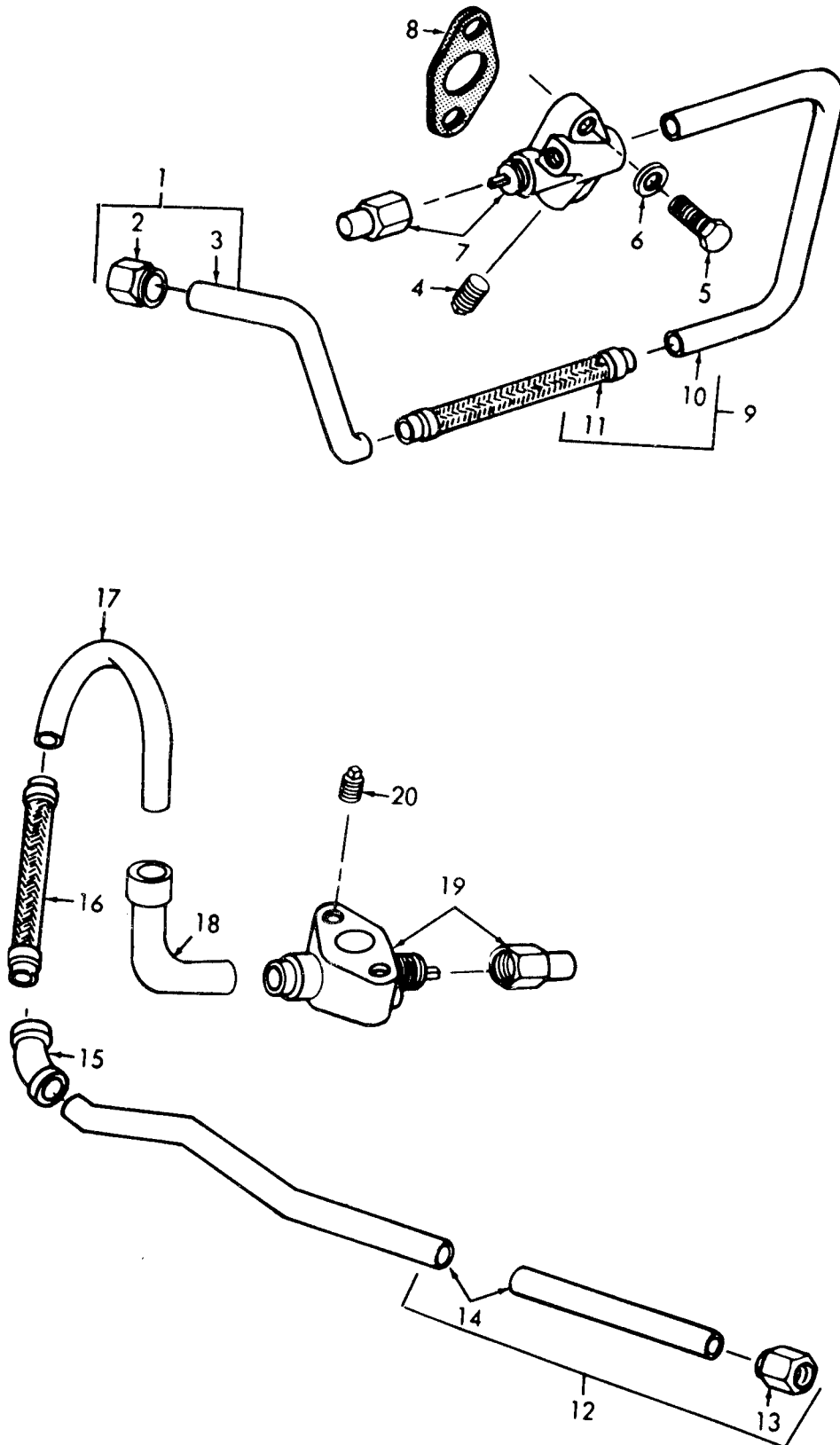
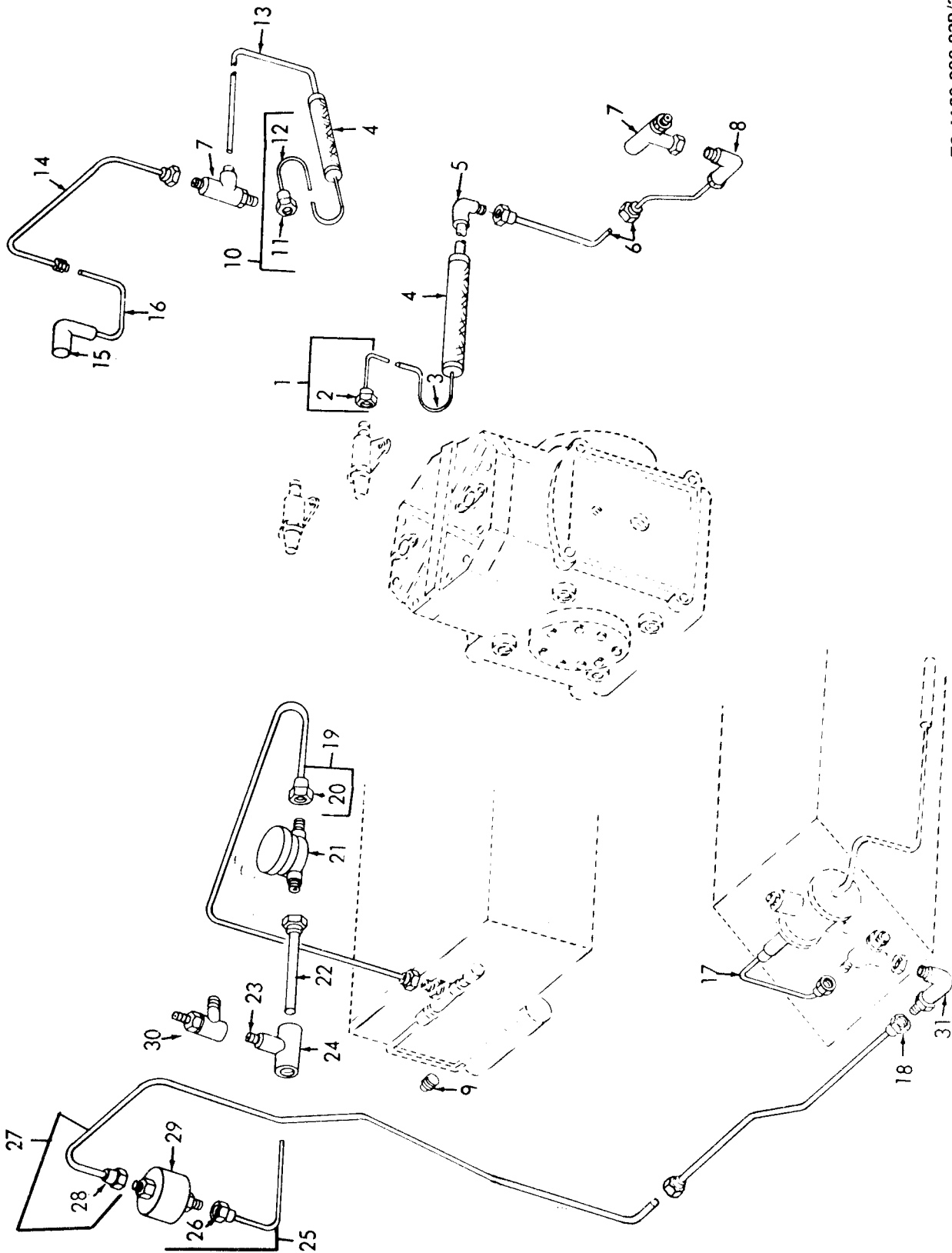


Figure 26. Piping

TS 4120-298-23P/28

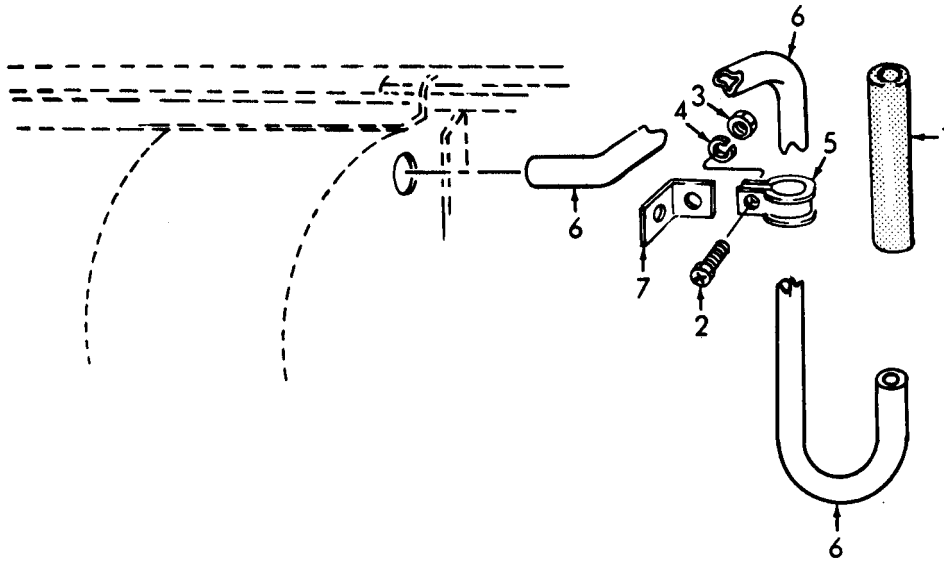
(1) ILLUSTRATION (A) FIG NO	(B) ITEM NO	(2) SMR CODE	(3) FEDERAL STOCK NUMBER	(4) PART NUMBER	(5) FSCM	TMS-4120-298-23P (6) DESCRIPTION	(7) USABLE ON CODE	(8) QTY INC IN UNIT
						GROUP 12 AIR FILTER REFRIGERANT TUBING		
26	1	XBPZZ	4710-00-001-6142	1068A11G01	61510	.TUBE ASEMBLY DISCHARGE LINE	EA	1
26	2	XAPZZ		A5053	41947	..NUT,FLARED DISCHARGE TUBE	EA	1
26	3	XAFZZ		1068A11H01	61510	.TUBE DISCHARGE LINE	EA	1
26	4	XBFZZ				.PLUG,PIPE DISCHARG VALVE	EA	1
26	5	PAFZZ		MS35297-38	96906	.SCREW,CAP,HEXAGON DISCHARGE VALVE ATTACHING, 5/16-18 THD SIZE, 1 1/2 IN. LG	EA	2
26	6	PAFZZ		1081A35H06	61510	.WASHER,FLAT DISCHARGE VALVE MTG, 5/16 IN. SCREW SIZE	EA	2
26	7	PAFZZ		A15068	41947	.VALVE,DISCHARGE	EA	1
26	8	PAFZZ	5330-00-051-7010	1083A50H01	61510	.GASKET SERVICE VALVE ATTACHING (ALSO PART OF KIT,NSN 4130- 00-607-6367) PART OF KIT P/N 23-4043	EA	2
26	9	XBFZZ		1068A18G01	61510	.LINE ASSEMBLY DISCHARGE VALVE TO VIBRASORBER	EA	1
26	10	XAFZZ		1068A18H01	61510	..TUBE	EA	1
26	11	PAFZZ	4130-00-359-6971	1082A09G01	61510	..VIBRASORBER DISCHARGE LINE	EA	1
26	12	XBFZZ		2053B32G01	61510	.TUBE ASSEMBLY SUCTION ELBOW TO EVAPORATOR COIL	EA	1
26	13	XAFZZ		A5157	41947	..NUT,FLARED SUCTION TUBE	EA	1
26	14	XAFZZ		2053B32H01	61510	..TUBE,SUCTION	EA	1
26	15	PAFZZ		W2822	41947	.ELBOW TUBE TO VIBRASORBER	EA	1
26	16	PAFZZ	4130-00-359-6971	1082A09G01	61510	.VIBRASORBER SUCTION LINE	EA	1
26	17	XBFZZ		2180B38H01	61510	.LINE ASSEMBLY SUCTION	EA	1
26	18	XBFZZ		1151A91H01	61510	.TUBE	EA	1
26	19	PAFZZ		A16309	41947	.VALVE,SUCTION	EA	1
26	20	XBFZZ				.PLUG,PIPE SUCTION VALVE	EA	1
26		PAFZZ	5330-00-678-1999	23-4043	61510	KIT, GASKET COMPRESSION	EA	V
18	12					GASKET	EA	1
18	32					GASKET PLATE (ALSO)	EA	1
20	5					GASKET	EA	1
20	6					GASKET,SLEEVE (ALSO)	EA	2
20	40					GASKET	EA	1
26	8					GASKET	EA	2



TS 4120-298-23P/27

Figure 27. Piping

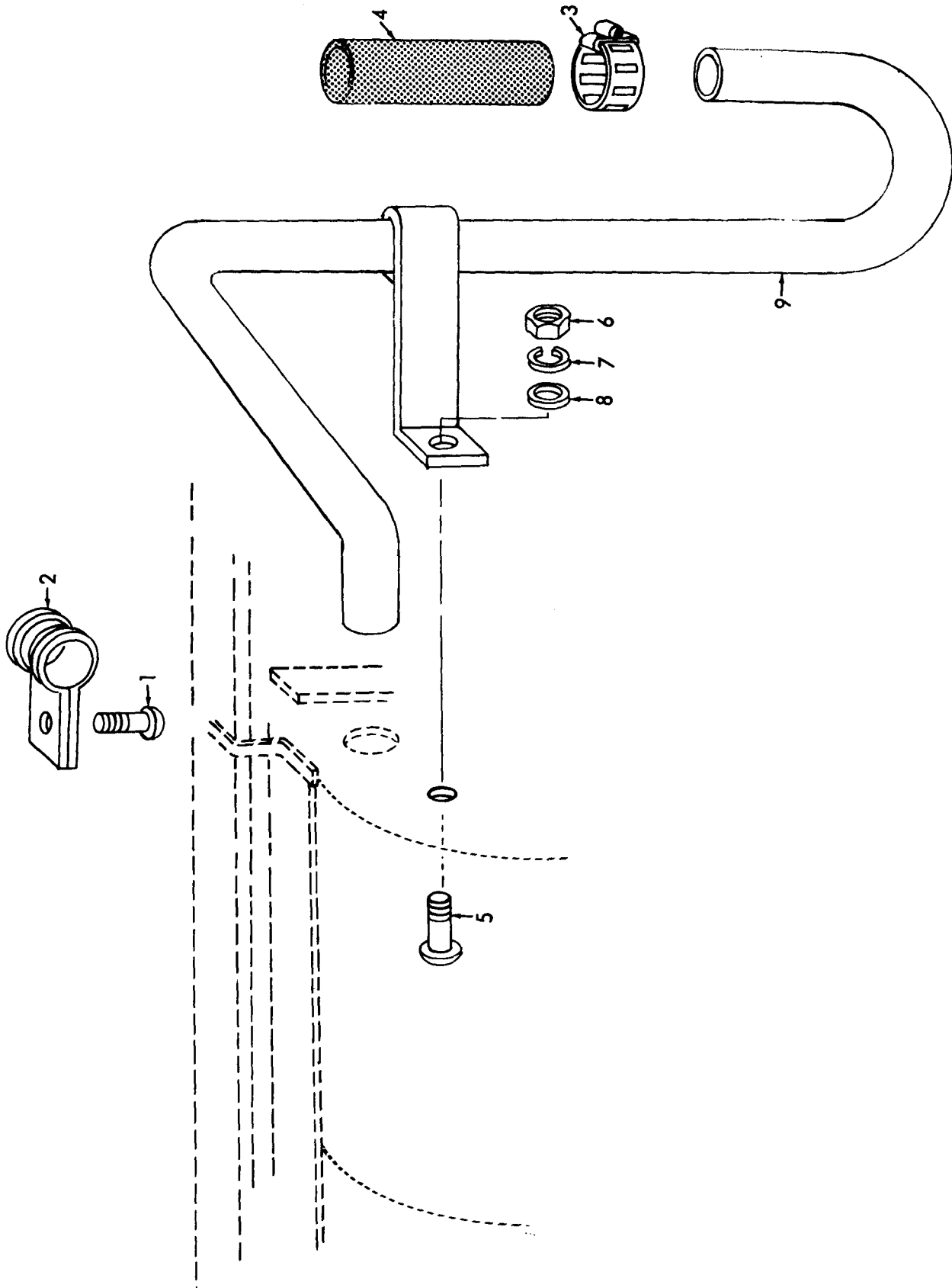
(1) ILLUSTRATION (A) FIG NO	(2) (B) ITEM NO	(3) FEDERAL STOCK NUMBER	(4) PART NUMBER	(5) FSCM	TM5-4120-298-23P (6) DESCRIPTION	USABLE ON CODE	(7) U/M	(8) QTY INC IN UNIT
27	1	MPFZZ			.TUBE SUCTION LINE TO VALVE MANUFACTURE FROM	BBX, BBY, BBZ	EA	1
27		PAFZZ	4710-00-203-3174	64201	94833 .TUBING, COPPER 9 IN. REQUIRED		FT	V
27	2	PAFZZ	4730-00-189-2742	A5157	41947 .NUT, COUPLING SUCTION TUBE	BBX, BBY, BBZ	EA	1
27	3	XBFZZ		64121	94833 .TUBE AND ELBOW	BBX, BBY, BBZ	EA	1
27	4	PAFZZ		3838F	70510 .VIBRATION	BBX, BBY, BBZ	EA	2
27	5	XBFZZ	4730-00-839-6380	W2326	41947 .ELBOW	BBX, BBY, BBZ	EA	1
27	6	XBFZZ		64202	94833 .TUBE, SUCTION	BBX, BBY, BBZ	EA	1
27	7	PAFZZ	4820-00-289-4383	A11031	41947 .VALVE, ANGLE	BBX, BBY, BBZ	EA	1
27	8	PAFZZ	4730-00-839-6380	W2326	41947 .ELBOW	BBX, BBY, BBZ	EA	1
27	9	PAFZZ	5340-00-353-5518	A14017	41947 .PLUG, FUSIBLE	BBX, BBY, BBZ	EA	1
27	10	XBFZZ		64122	94833 .DISCHARGE LINE	BBX, BBY, BBZ	EA	1
27	11	XBFZZ	4730-00-189-2741	A5053	41947 .NUT, COUPLING	BBX, BBY, BBZ	EA	1
27	12	XBFZZ		A335	41947 .ELBOW, TUBE	BBX, BBY, BBZ	EA	1
27	13	MPFZZ			.DISCHARGE LINE MANUFACTURE FROM	BBX, BBY, BBZ	EA	1
27		PAFZZ	4710-00-203-3174	WWT775	81348 .TUBING, COPPER 8 FT REQUIRED	BBX, BBY, BBZ	FT	V
27	14	PAFZZ	4730-00-254-6450	W2022	41947 .ELBOW, TUBE	BBX, BBY, BBZ	EA	1
27	15	PAFZZ	4730-00-839-6380	W2326	41947 .ELBOW, TUBE	BBX, BBY, BBZ	EA	1
27	16	PAFZZ	4730-00-776-1048	W3026	41947 .ELBOW, TUBE	BBX, BBY, BBZ	EA	1
27	17	XBFZZ		64196	94833 .TUBE, EXPANSION	BBX, BBY, BBZ	EA	1
27	18	MPFZZ			.TUBE MANUFACTURE FROM		EA	1
27		PAFZZ	4710-00-203-3173	WWT775	81348 .TUBE, COPPER 8 FT REQUIRED		FT	V
27	19	XBFZZ		64116	94833 .TUBE ASSEMBLY SIGHT GLASS	BBX, BBY, BBZ	EA	1
27	20	XBFZZ	4730-00-189-2739	A5052	41947 .NUT, COUPLING	BBX, BBY, BBZ	EA	1
27	21	PAFZZ	6680-00-125-3791	A17044	41947 .SIGHT GLASS	BBX, BBY, BBZ	EA	1
27	22	XBFZZ		64125	94833 .TUBE, TEE TO SIGHT	BBX, BBY, BBZ	EA	1
27	23	XBFZZ		12075-3-750	94833 .TUBE, TEE TO ALVE	BBX, BBY, BBZ	EA	1
27	24	PAFZZ	4730-00-818-7778	W40324	41947 .TEE TUBE	BBX, BBY, BBZ	EA	1
27	25	XBFZZ		64124	94833 .TUBE DRIER	BBX, BBY, BBZ	EA	1
27	26	XBFZZ	4730-00-189-2739	A5052	41947 .NUT, COUPLING	BBX, BBY, BBZ	EA	1
27	27	MPFZZ			.TUBE, DRIER OUTLET MANUFACTURE FROM	BBX, BBY, BBZ	EA	1
27		PAFZZ	4710-00-203-3172	WWT775	01881 .TUBING, COPPER 3 FT 7 IN. REQUIRED	BBX, BBY, BBZ	FT	V
27	28	XBFZZ	4730-00-189-2739	A5052	41947 .NUT, COUPLING	BBX, BBY, BBZ	EA	1
27	29	PAFZZ	4130-00-844-7050	A16613	41947 .DRIER	BBX	EA	1
27	30	XBFZZ		A13503	41947 .VALVE, ANGLE	BBX, BBY, BBZ	EA	1
27	31	PAFZZ	4730-00-128-9824	A15944	41947 .ELBOW, SWIVEL	BBX, BBY, BBZ	EA	1



TS 4120-298-23P/28

Figure 28. Condenser Trap (A)

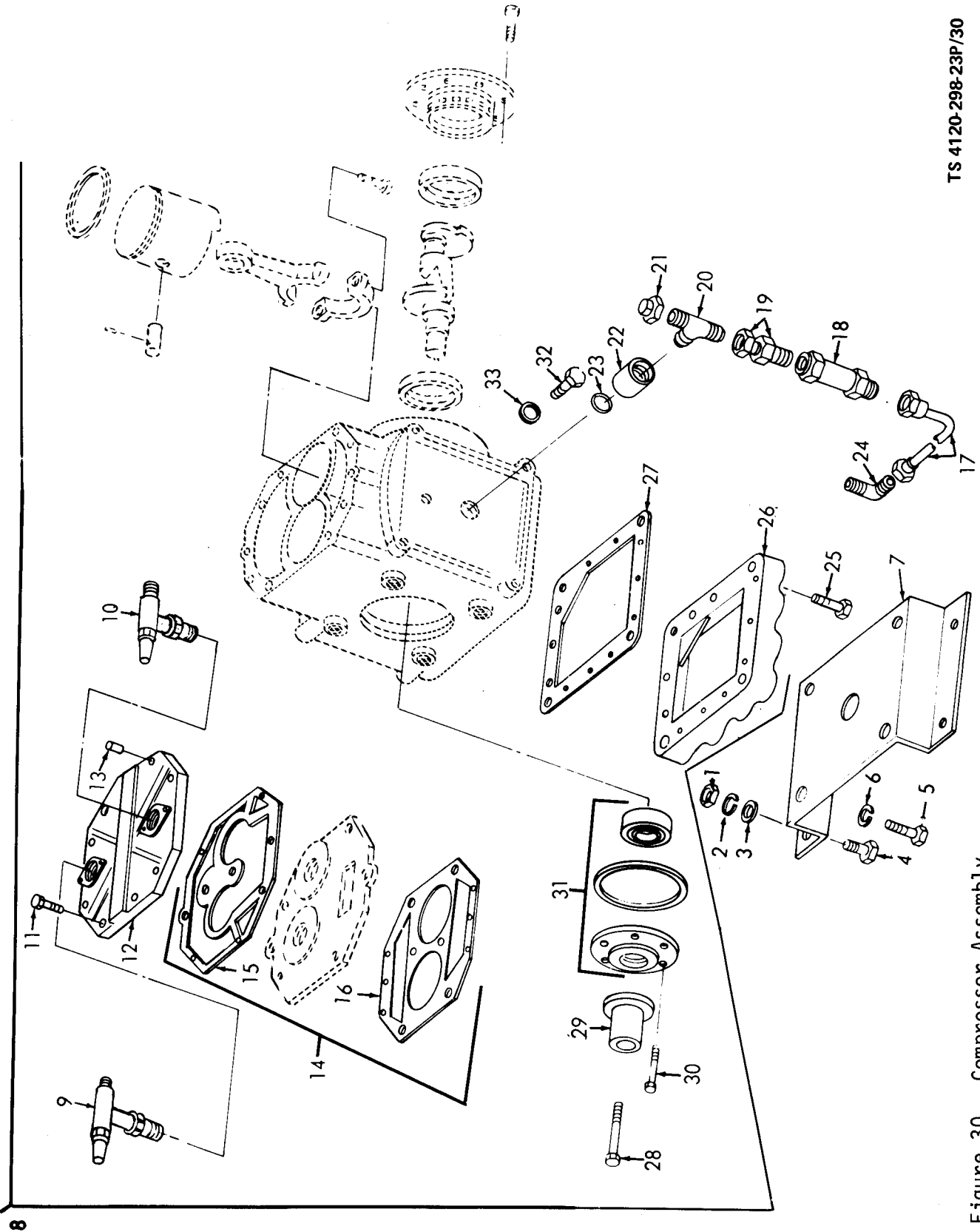
(1) ILLUSTRATION		(2)	(3)	(4)	(5)	TMS-4120-298-23P (6)	(7)	(8)
(A) FIG NO	(B) ITEM NO	SMR CODE	FEDERAL STOCK NUMBER	PART NUMBER	FSCM	DESCRIPTION	USABLE ON CODE	U/M INC IN UNIT
28	1	XBOZZ		1081A66H18	61510	HOSE CONDENSATE TRAP	BBW	EA 2
28	2	XBOZZ				SCREW,MACHINE CLAMP MTG	BBW	EA 2
28	3	XBOZZ	5310-00-012-0622	643503	53102	NUT,PLAIN,HEXAGON CLAMP MTG	BBW	EA 2
28	4	XBOZZ				WASHER,LOCK CLAMP MTG	BBW	EA 2
28	5	XBOZZ		MS25281-6P	96906	CLAMP,LOOP DRAIN TRAP MTG	BBW	EA 4
28	6	XBOZZ		S18-509-2	61510	TRAP,CONDENSATE LH	BBW	EA 1
28	6	XBOZZ		S18-509-1	61510	TRAP,CONDENSATE RH	BBW	EA 1
28	7	XBOZZ		S18-623	61510	ANGLE DRAIN SUPPORT	BBW	EA 2



TS 4120-298-23P/29

Figure 29. Condenser Trap (B)

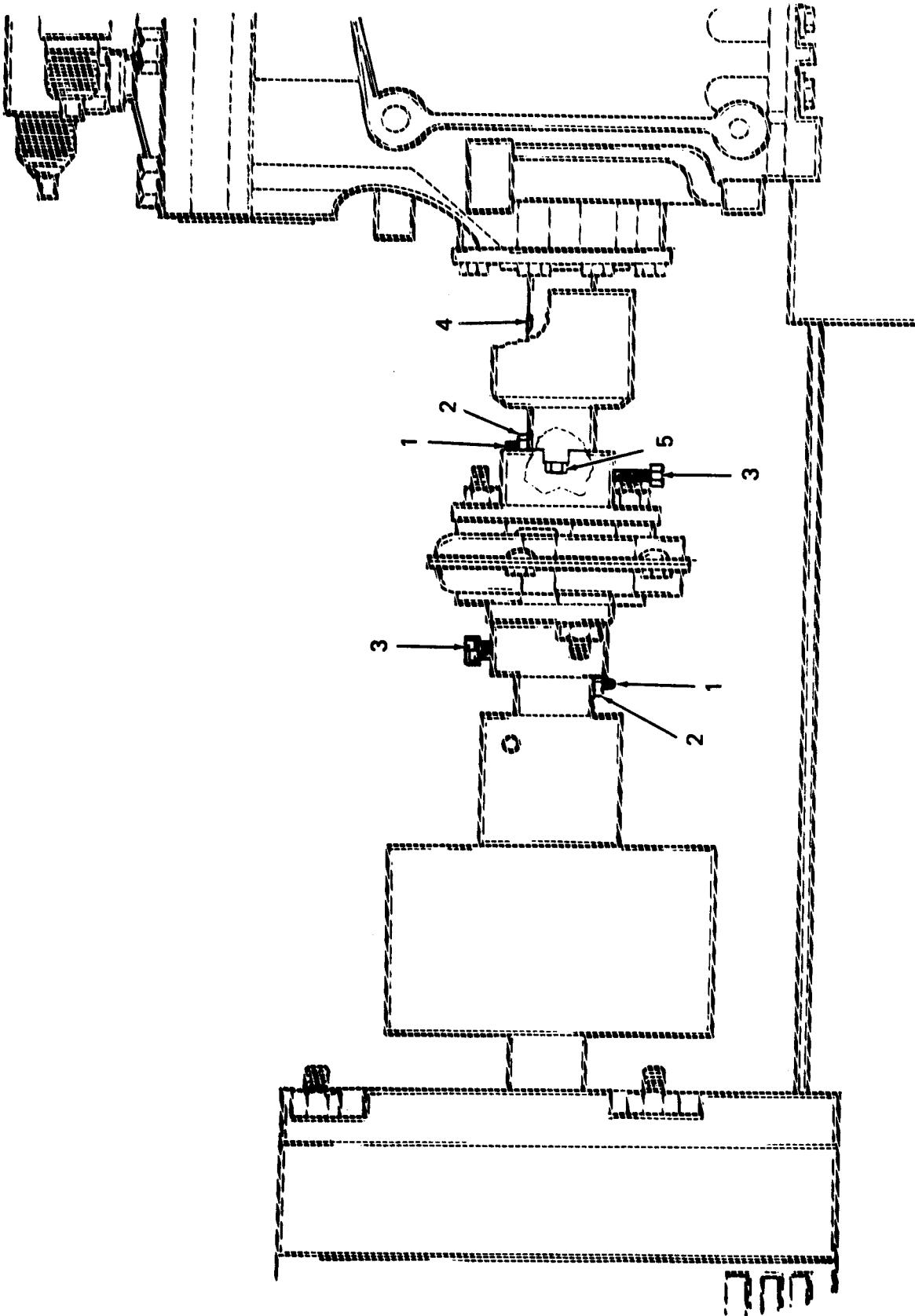
(1) ILLUSTRATION (A) FIG NO	(B) ITEM NO	(2) SMR CODE	(3) FEDERAL STOCK NUMBER	(4) PART NUMBER	(5) FSCM	TM5-4120-298-23P (6) DESCRIPTION	USABLE ON CODE	(7) U/M	(8) QTY INC IN UNIT
29	1	XBOZZ				SCREW,ROUND HEAD TRAP MTG	BBX,BBY,BBZ	EA	2
29	2	XBOZZ	5340-00-571-6044	MS21919H8	96906	CLAMP,LOOP	BBX,BBY,BBZ	EA	2
29	3	XBOZZ		245-2806-10	30119	CLAMP RUBBER HOSE MTG	BBX,BBY,BBZ	EA	2
29	4	MOOZZ				HOSE,RUBBER MANUFACTURE FROM		EA	V
29		PAOZZ				.HOSE	BBW,BBX,BBY	FT	V
29	5	XBOZZ				SCREW,MACHINE TRAP MTG	BBX,BBY,BBZ	EA	2
29	6	XBOZZ	5310-00-012-0622	643503	53102	NUT,HEXAGON TRAP MTG	BBX,BBY,BBZ	EA	2
29	7	XBOZZ				WASHER,LOCK TRAP MTG	BBX,BBY,BBZ	EA	2
29	8	XBOZZ				WASHER,FLAT TRAP MTG	BBX,BBY,BBZ	EA	2
29	9	MOOZZ				TRAP,CONDENSATE MANUFACTURE FROM	BBX,BBY,BBZ	EA	1
29		PAOZZ	4710-00-424-2694	09-47-00575	00000	.TUBING	BBX,BBY,BBZ	FT	V



TS 4120-298-23P/30

Figure 30. Compressor Assembly

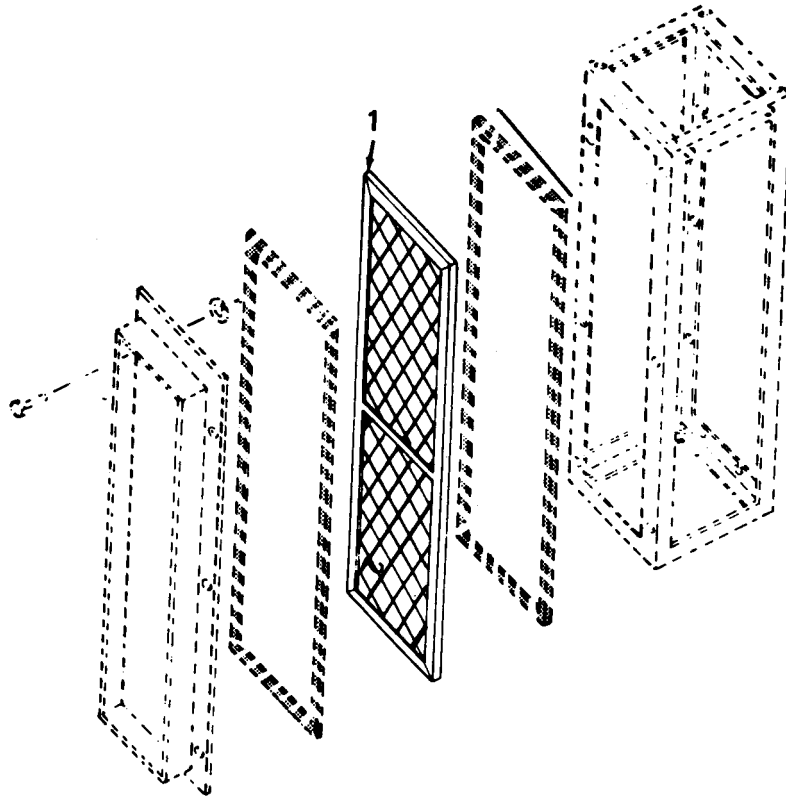
(1) ILLUSTRATION (A) FIG NO	(B) ITEM NO	(2) SMR CODE	(3) NATIONAL STOCK NUMBER	(4) PART NUMBER	(5) FSCM	TMS-4120-298-23P (6) DESCRIPTION	USABLE ON CODE	(7) U/M	(8) QTY INC IN UNIT
30	1	PAOZZ		MS51968-4	96906	NUT,PLAIN,HEXAGON ADAPTER MTG SCREW	BBZ	EA	4
30	2	PAOZZ		MS35338-27	96906	WASHER,LOCK COMPRESSOR ADAPTER TO FRAME	BBZ	EA	4
30	3	PAOZZ	5310-00-809-4061	MS27183-15	96906	WASHER,FLAT ADAPTER MTG SCREW	BBZ	EA	8
30	4	PAOZZ	5305-00-269-2808	MS90726-65	96906	SCREW,MACHINE ADAPTER TO FRAME	BBZ	EA	4
30	5	PAOZZ	5305-00-269-2803	MS90726-60	96906	SCREW, MACHINE COMPRESSOR TO ADAPTER FRAME	BBZ	EA	4
30	6	PAOZZ	5310-00-543-5101	MS35338-27	96906	WASHER,LOCK COMPRESSOR TO ADAPTER FRAME	BBZ	EA	4
30	7	PAOZZ	4130-00-125-8700	64203	94833	ADAPTER,COMPRESSOR	BBW,BBX,BBY	EA	1
30	8	PAFFF	4130-00-126-8540	64227-1	94833	COMPRESSOR ASSEMBLY	BBZ	EA	1
30	9	XDFZZ	4130-00-126-2371	022-02353	66935	.VALVE, DISCHARGE	BBZ	EA	1
30	10	PAFZZ	4130-00-126-2373	022-02345	66935	.VALVE, SUCTION	BBZ	EA	1
30	11	PAFZZ		MS35297-37	96906	.SCREW, CAP, HEXAGON CYLINDE HEAD MTG	BBZ	EA	8
30	12	PAFZZ	4130-00-126-2370	488-116346	66935	.CYLINDER HEAD	BBZ	EA	1
30	13	XAFFZ		029-09829	17405	.DOWEL PIN	BBZ	EA	1
30	14	XBFZZ		488-03928	17405	.PLATE ASSEMBLY VALVE	BBZ	EA	1
30	15	PAFZZ	5330-00-013-8723	028-07144	66935	.GASKET	BBZ	EA	1
30	16	PAFZZ	5330-00-013-8724	028-07143	66935	.GASKET, PLATE TO	BBZ	EA	1
30	17	XBFZZ		64239	94833	.TUBE ASSEMBLY COMPRESSOR OIL SIGHT GAGE	BBZ	EA	1
30	18	XBFZZ	6680-00-784-5318	A15900	4187	.SIGHT GLASS COMPRESSOR CRANKCASE OIL LEVER	BBZ	EA	1
30	19	XBFZZ	4730-00-769-3961	A13563	41947	.CONNECTOR SIGHT GAGE TO TEE	BBZ	EA	1
30	20	XBFZZ	4730-00-945-1909	A345	41947	.TEE, BRASS SIGHT GAGE LINE	BBZ	EA	1
30	21	XBFZZ	4730-00-260-8284	A4544	41947	.CAP OIL LINE TEE	BBZ	ER	1
30	22	XBFZZ		54493	94833	.CONNECTOR, BRASS TEE TO CRANKCASE	BBZ	EA	1
30	23	PAFZZ		028-07140	17405	.PACKING PREFORMED	BBZ	EA	2
30	24	PAFZZ	4730-00-891-9967	A147	41947	.ELBOW, BRASS OIL SIGHT GAGE LINE	BBZ	EA	1
30	25	PAFZZ		021-12662	17405	.BOLT BASE PLATE MTG	BBZ	EA	14
30	26	XDFZZ		088-15186	17405	.BASE PLATE	BBZ	EA	1
30	27	PAFZZ		028-07142	66935	.GASKET, BASE PLATE	BBZ	EA	1
30	28	PAOZZ	5306-00-225-9099	MS90726-44	96906	.SCREW, CAP, HEXAGON COMPRESSOR SHAFT ADAPTER MTG	BBZ	EA	1
30	29	PAFZZ	4130-00-125-8706	64229	94833	.ADAPTER, SHAFT	BBZ	EA	1
30	30	PAFZZ	5305-00-637-4028	181059	12204	.SCREW, CAP, HEX	BBZ	EA	6
30	31	PAFZZ		488-15751	66935	.SEAL, ASSEMBLY SHAFT	BBZ	EA	1
30	32	PAFZZ	5365-00-013-8720	02112372	66935	.PLUG, OIL FILLER	BBZ	EA	1
30	33	PAFZZ		028-07140	17505	.PACKING PERFORMED OIL FILLER PLUG	BBZ	EA	1



TS 4120-298-23P/31

Figure 31. Compressor Drive

(1) ILLUSTRATION		(2)	(3)	(4)	(5)	TMS-4120-298-23P (6)	(7)	(8)
(A) FIG NO	(B) ITEM NO	SMR CODE	NATIONAL STOCK NUMBER	PART NUMBER	FSCM	DESCRIPTION	USABLE ON CODE	U/M INC IN UNIT
31	1	PAOZZ		MS16562-97	96906	PIN, SPRING	BBZ	EA 1
31	2	PAOZZ		MS20066-254	96906	KEY, MACHINE SQUARE	BBZ	EA 1
31	3	PAOZZ		MS51955-1	96906	SCREW, SET	BBZ	EA 1
31	4	PAOZZ	5315-00-616-5525	MS35756-9	96906	KEY, WOODRUFF	BBZ	EA 1
31	5	PAOZZ	5306-00-225-9099	MS90726-44	96906	SCREW, CAP, HEXAGON	BBZ	EA 1
31	6	XDOZZ		3097C94603	61510	COUPLING, FLEX SHAFT	BBZ	EA 1



TS 4120-298-23P/32

Figure 32. Air Filter

(1) ILLUSTRATION (A) FIG NO	(B) ITEM NO	(2) SMR CODE	(3) FEDERAL STOCK NUMBER	(4) PART NUMBER	(5) TMS-4120-298-23P (6) DESCRIPTION	(7) USABLE ON CODE	(8) U/M	(9) QTY INC IN UNIT
32	1	PAOZZ	4130-00-131-5757	810042	82866 FILTER,AIR	BBY	EA	1

(1) ILLUSTRATION (A) (B) FIG ITEM NO NO		(2) SMR CODE	(3) FEDERAL STOCK NUMBER	(4) PART NUMBER	(5) TMS-4120-298-23P (6) DESCRIPTION FSCM	(7) USABLE ON CODE U/M	(8) QTY INC IN UNIT
GROUP 13 - BULK MATERIAL							
BULK		PAFZZ	4710-00-203-3172	62124	94833 TUBE	FT	V
BULK		PAFZZ	4710-00-203-3173	WWT775	81348 TUBING, COPPER	FT	V
BULK		PAFZZ	4710-00-203-3174	64201	94833 TUBING, COPPER	FT	8
BULK		PAOZZ	4710-00-424-2694	09-47-00575	00000 TUBING	FT	V
BULK		PAOZZ	5330-00-333-0313	38-8108-010-360	81336 NEOPRENE, POLYMER	FT	52
BULK		PAOZZ	5640-00-785-7888	MIL-I-14511	81349 SYNTHETIC RUBBER	FT	58

NATIONAL STOCK NUMBER AND PART NUMBER INDEX

STOCK NUMBER	FIGURE NO	ITEM NO	STOCK NUMBER	FIGURE NO	ITEM NO
4710-00-001-6142	26	1	4130-00-126-2371	30	9
5310-00-012-0214	3	2	4130-00-126-2373	30	10
5310-00-012-0214	3	5	6105-00-126-8539	22	14
5310-00-012-0214	11	14	4130-00-126-8540	30	8
5310-00-012-0622	4	3	4130-00-126-8934	1	16
5310-00-012-0622	4	17	4130-00-126-8938	6	18
5310-00-012-0622	13	2	6105-00-127-4875	3	7
5310-00-012-0622	23	6	4730-00-128-9824	27	31
5310-00-012-0622	28	3	4130-00-131-5757	32	1
5310-00-012-0622	29	6	5930-00-131-9931	5	8
5305-00-013-1835	5	9	5315-00-141-6355	1	1
5365-00-013-8720	30	32	5315-00-141-6355	2	1
5330-00-013-8723	30	15	5315-00-141-6355	5	2
5330-00-013-8724	30	16	5315-00-141-6355	7	1
5305-00-018-0129	20	2	5315-00-141-6355	10	1
4130-00-020-3517	18	21	5315-00-141-6355	14	1
5305-00-043-1942	24	6	3120-00-141-9315	20	24
5310-00-045-3296	4	9	3110-00-144-8642	21	14
5310-00-045-3296	4	14	3110-00-144-8642	21	17
5310-00-045-3296	5	7	5975-00-152-1144	4	26
5310-00-045-3296	5	12	5340-00-162-8574	11	26
5310-00-045-3296	5	20	5310-00-167-0721	21	8
5310-00-045-3296	6	4	5310-00-167-0821	18	16
5310-00-045-3296	11	5	5310-00-167-0821	20	3
5310-00-045-3296	12	15	5310-00-167-0821	20	38
5310-00-045-3296	13	15	5325-00-171-5791	1	2
5310-00-045-3296	23	12	5325-00-171-5791	2	2
5310-00-045-3296	24	9	5325-00-171-5791	5	4
5310-00-045-3299	4	18	5325-00-171-5791	7	2
5310-00-045-3299	13	3	5325-00-171-5791	10	2
5310-00-045-3299	23	7	5325-00-171-5791	14	2
5310-00-045-4007	7	16	5325-00-174-9038	11	21
5315-00-050-5748	17	13	5355-00-185-6807	4	30
5330-00-051-7010	26	8	4730-00-189-2737	9	
4130-00-057-0930	18	31	4730-00-189-2739	11	2
5330-00-057-6746	20	6	4730-00-189-2739	12	2
3010-00-063-8047	17	9	4730-00-189-2739	12	5
5305-00-068-0506	8	1	4730-00189-2739	12	8
5305-00-068-0506	15	13	4730-00-189-2739	27	20
5305-00-068-0506	16	12	4730-00-189-2739	27	26
3120-00-073-1309	20	23	4730-00-189-2739	27	28
5340-00-079-7837	12	22	4730-00-189-2741	27	11
5310-00-080-6004	15	4	4730-00-189-2742	27	2
5310-00-080-6004	21	4	4130-00-189-6764	1	11
5310-00-081-4219	17	6	5340-00-200-3983	16	13
5310-00-087-7493	1	21	4710-00-203-3172	12	
5310-00-087-7493	3	3	4710-00-203-3172	27	
6105-00-120-9601	22	1	4710-00-203-3173	27	
4130-00-124-7153	5	23	4710-00-203-3174	27	
3120-00-124-9126	22	6	4710-00-203-3174	27	
4130-00-125-3789	11	17	5310-00-205-9790	19	14
6680-00-125-3791	12	10	5310-00-205-9966	18	3
6680-00-125-3791	27	21	4130-00-215-5699	20	42
4130-00-125-3792	6	18	4130-00-225-5357	18	29
5340-00-125-5768	9	13	5130-00-225-5359	20	22
4130-00-125-8675	7	11	5306-00-225-8502	17	5
4130-00-125-8676	9	19	5306-00-225-9088	3	4
4130-00-125-8676	9	23	5306-00-225-9089	1	20
4130-00-125-8677	9	17	5306-00-225-9091	17	4
4130-00-125-8678	10	10	5306-00-225-9099	30	28
4130-00-125-8679	11	10	5306-00-225-9099	31	5
4130-00-125-8679	11	12	5306-00-249-0524	4	29
4130-00-125-8683	6	17	3010-00-253-2407	16	1
4130-00-125-8684	1	19	4730-00-254-6450	27	14
4130-00-125-8684	10	13	4730-00-260-8284	30	21
4130-00-125-8685	7	10	5305-00-269-2803	30	5
4130-00-125-8700	30	7	5305-00-269-2807	15	2
4130-00-125-8703	4	1	5305-00-269-2808	16	6
4130-00-125-8704	5	15	5305-00-269-2808	30	4
4130-00-125-8705	5	1	5305-00-269-2809	16	10
4130-00-125-8706	30	26	5305-00-269-2810	15	6
4130-00-125-8707	11	25	5305-00-269-312	20	34
4130-00-125-8708	8	12	5340-00-270-8544	14	8
4130-00-125-8710	6	18	5325-00-276-6090	9	5
5945-00-126-1216	25	8	5325-00-276-6090	9	15
4130-00-126-2360	9	20	5325-00-276-6090	9	16
4130-00-126-2361	11	18	5325-00-276-6090	11	21
4130-00-126-2361	23	16	5325-00-281-1557	4	23
4130-00-126-2369	5	23	5325-00-281-1557	4	23
4130-00-126-2370	30	12	4730-00-287-3281	8	5

NATIONAL STOCK NUMBER AND PART NUMBER INDEX

STOCK NUMBER	FIGURE NO	ITEM NO	STOCK NUMBER	FIGURE NO	ITEM NO
4730-00-287-3281	20	1	5640-00-785-7888	2	
4820-00-289-4383	12	11	5640-00-785-7888	7	
4820-00-289-4383	27	7	5640-00-785-7888	7	
5325-00-290-3974	1	18	5640-00-785-7888	10	
5325-00-290-3974	5	18	5640-00-785-7888	10	
5325-00-290-3974	7	13	5640-00-785-7888	14	
5325-00-290-3974	10	12	5640-00-785-7888	14	
5325-00-290-3974	14	19	4130-00-792-7366	11	27
4540-00-308-0584	25	6	5310-00-809-3078	6	14
5365-00-310-1995	18		5310-00-809-3078	9	3
5975-00-319-1328	13		5310-00-809-3078	11	16
4130-00-319-4193	18	6	5310-00-809-3078	16	9
4130-00-325-3038	20	28	5310-00-809-4058	13	31
5330-00-333-0313	1		5310-00-809-4058	15	14
5330-00-333-0313	1		5310-00-809-4061	16	5
5330-00-333-0313	2		5310-00-809-4061	30	3
5330-00-333-0313	2		5310-00-809-8546	24	13
5330-00-333-0313	2		5940-00-813-0698	13	9
5330-00-333-0313	5		4730-00-818-7778	12	13
5330-00-333-0313	7		4730-00-818-7778	27	24
5330-00-333-0313	7		6105-00-822-1759	3	7
5330-00-333-0313	10		5310-00-823-8804	4	10
5330-00-333-0313	10		5310-00-823-8804	4	15
5330-00-333-0313	14		5310-00-823-8804	5	21
5330-00-333-0313	14		5310-00-823-8804	6	7
5340-00-353-5518	27	9	5310-00-823-8804	11	7
4820-00-358-5632	18	11	5310-00-823-8804	13	16
5330-00-359-6266	19	18	5310-00-823-8804	23	3
4130-00-359-6269	18	14	5310-00-823-8804	24	10
4130-00-359-6324	20	32	4820-00-825-9163	8	3
4820-00-359-6432	19	19	5930-00-828-2297	24	7
4130-00-359-6971	26	11	4130-00-829-8459	6	18
4130-00-359-7896	26	16	5310-00-835-0849	19	15
5340-00-369-7896	15	15	4730-00-839-6380	27	5
4130-00-369-8192	20	25	4730-00-839-6380	27	8
5999-00-383-2230	25	6	4730-00-839-6380	27	15
5945-00-383-2557	25	6	4130-00-844-7050	12	19
5930-00-401-6719	4	31	4130-00-844-7050	27	29
4710-00-424-2694	9		5310-00-845-7769	1	3
4710-00-424-2694	29		5310-00-845-7769	2	3
6110-00-471-3385	25	1	5310-00-845-7769	5	3
4130-00-476-1120	17	1	5310-00-845-7769	7	3
5940-00-500-7961	4	21	5310-00-845-7769	10	3
5940-00-500-7961	13	12	5310-00-845-7769	14	3
4130-00-509-9785	19	13	4130-00-859-9220	17	3
5330-00-531-2346	18	28	4140-00-868-6823	6	2
5310-00-543-5101	15	3	4140-00-868-6824	6	2
5310-00-543-5101	16	4	4130-00-868-6825	8	12
5310-00-543-5101	21	3	4130-00-868-6826	11	25
5310-00-543-5101	30	6	4130-00-868-6827	8	11
5930-00-548-9771	5	8	4130-00-868-6827	11	28
5310-00-559-0070	4	4	4130-00-868-6828	18	18
5343-00-571-6044	29	2	4130-00-868-6830	20	7
5310-00-582-5965	6	13	4130-00-868-6831	20	29
5310-00-582-5965	9	2	4130-00-868-6832	20	33
5310-00-582-5965	11	19	4130-00-868-6836	19	9
5310-00-582-5965	13	30	6105-00-868-7924	21	15
5310-00-582-5965	15	12	4130-00-877-7711	26	19
5310-00-582-5965	16	8	5310-00-880-7746	7	15
5310-00-582-5965	21	7	4730-00-891-9967	30	24
5330-00-599-6833	19	12	3110-00-903-3986	18	24
5315-00-616-5525	31	4	5950-00-905-0026	25	2
4820-00-620-5722	8	10	5325-00-905-6559	1	2
5305-00-637-4028	30	30	5325-00-905-6559	2	2
5930-00-669-8154	24	7	5325-00-905-6559	5	4
3010-00-673-8684	17	12	5325-00-905-6559	7	2
5990-00-674-4480	25	6	5325-00-905-6559	10	2
5330-00-678-1999	26		5325-00-905-6559	14	2
5330-00-695-2600	20	40	5360-00-908-2561	18	9
5305-00-724-5813	6	1	4130-00-929-8269	18	22
5305-00-724-5820	17	11	6680-00-931-8058	19	16
5310-00-761-6882	21	6	5330-00-931-8060	18	32
5340-00-764-7051	9	11	5330-00-931-8061	20	5
5340-00-764-7051	11	8	5330-00-931-8063	18	12
4730-00-769-3961	30	19	5310-00-934-9751	4	8
4730-00-776-1048	27	16	5310-00-934-9751	4	13
6680-00-784-5318	30	18	5310-00-934-9751	5	11
5640-00-785-7888	1		5310-00-934-9751	5	19
5640-00-785-7888	1		5310-00-934-9751	6	3
5640-00-785-7888	1		5310-00-934-9751	11	4

SECTION IV

NATIONAL STOCK NUMBER AND PART NUMBER INDEX

STOCK NUMBER	FIGURE NO	ITEM NO	STOCK NUMBER	FIGURE NO	ITEM NO
5310-00-934-9751	13	14	5305-00-988-3784	23	14
5310-00-934-9751	23	11	5305-00-988-3785	6	16
5310-00-934-9751	24	8	5305-00-988-3785	9	6
6105-00-936-5025	21	1	5305-00-988-3785	11	6
4730-00-945-1909	30	20	5305-00-989-7434	2	7
4130-00-947-8887	20	20	5305-00-989-7434	4	11
4820-00-959-5137	11	27	5305-00-989-7434	5	14
5305-00-984-6189	25	5	5305-00-989-7434	5	22
5305-00-984-6193	4	20	5305-00-989-7434	6	5
5305-00-984-6193	13	5	5305-00-989-7434	11	20
5305-00-984-6195	13	38	5305-00-989-7434	12	17
5305-00-984-9195	13	38	5305-00-989-7434	13	41
5305-00-984-6210	5	6	5305-00-989-7434	23	2
5305-00-984-7341	4	16	5305-00-989-7435	5	13
5305-00-984-7341	6	8	5305-00-989-7435	6	9
5305-00-984-7341	12	20	5305-00-989-7435	9	18
5340-00-988-3210	13	6	5305-00-993-1848	24	11
			4820-01-091-9206	8	3

PART NUMBER	FSCM	FIG NO	ITEM NO	PART NUMBER	FSCM	FIG NO	ITEM NO
AD610-325-2CCW	60399	6	2	CW205	00705	13	36
AD610-325-2CW	60399	6	2	CW207	00705	13	19
AV931-10W20	88044	14	11	C0G4S	01425	22	1
AV931-12-17	88044	11	21	C1037-4	92940	21	11
A11031	41947	12	11	C11428	82121	5	8
A11031	41947	27	7	C3064F4	78553	13	32
A1259-54	92940	21	9	C31826-6	78553	13	20
A13183	41947	8	10	C31826-6	78533	13	35
A13220	41947	11	27	C4980A7	78553	6	15
A13503	41947	8	11	C64026	94833	6	10
A13503	41947	11	28	C64091	94833	16	15
A13503	41947	27	30	C64164	94833	14	12
A13563	41947	30	19	D264	92940	21	5
A14017	41947	27	9	D8492-18-1	94833	11	9
A14058	41947	11	25	FJ16X16	87134	16	2
A147	41947	30	24	F202PBA2-12	00705	13	13
A15068	41947	26	7	F205PBA5-12345	00705	13	40
A15069	41947	26	19	F207PBA7-1234567	00705	13	25
A15412	41947	12	19	G4980A8	78533	12	22
A15900	41947	30	18	MC9C07	14655	4	5
A15944	41947	27	31	MC907	14655	4	6
A16613	41947	12	19	MIL-I-14511	81349	1	
A16613	41947	27	29	MIL-I-14511	81349	1	
A17044	41947	12	10	MIL-I-14511	81349	1	
A17044	41947	27	21	MIL-I-14511	81349	1	
A19AGC23	92578	4	31	MIL-I-14511	81349	1	5
A2292-4	92940	21	15	MIL-I-14511	81349	1	9
A335	41947	27	12	MIL-I-14511	81349	1	12
A345	41947	30	20	MIL-I-14511	81349	2	
A3506	92940	21	18	MIL-I-14511	81349	2	
A4544	41947	30	21	MIL-I-14511	81349	7	
A5052	41947	11	2	MIL-I-14511	81349	7	
A5052	41947	12	2	MIL-I-14511	81349	10	
A5052	41947	12	5	MIL-I-14511	81349	10	
A5052	41947	12	8	MIL-I-14511	81349	14	
A5052	41947	27	20	MIL-I-14511	81349	14	
A5052	41947	27	26	MIL-I-14511	81349	14	6
A5052	41947	27	23	MS15795-207	96906	4	19
A5053	41947	26	2	MS15795-208	96906	24	13
A5053	41947	27	11	MS15795-210	96906	13	31
A51277	94833	13	44	MS15795-210	96906	15	14
A51278	94833	13	45	MS15795-212	96906	17	6
A51279	94833	13	21	MS15795-214	96906	15	4
A51280	94833	13	33	MS15795-214	96906	21	4
A51282	94833	13	28	MS15795-608	96906	24	16
A5157	41947	26	13	MS15805-207	96906	13	37
A5157	41947	27	2	MS16562-97	96906	31	1
A625	92940	21	13	MS19059-90	96906	19	22
A625-4	92940	21	13	MS20066-254	96906	31	2
B1798-5	92940	21	12	MS20365-524C	96906	17	2
B64090-1	94833	16	17	MS20365-524C	96906	20	26
B64090-2	94833	16	15	MS20604B4T4	96906	5	17
B64094	94833	23	5	MS20604B4T5	96906	1	17
B64095	94833	23	10	MS20604B4T5	96906	7	12
C4123C13-78	24446	25	5	MS20604B4T5	96906	10	11
CR123C7-78A	24446	25	6	MS20604B4T5	96906	10	11
CR354AC3AA3AB	02295	25	1	MS20604B4T5	96906	14	18
C2202	00705	13	1	MS21333-67	96906	12	22

TM5-4120-298-23P
SECTION IV
NATIONAL STOCK NUMBER AND PART NUMBER INDEX

PART NUMBER	FSCM	FIG NO	ITEM NO	PART NUMBER	FSCM	FIG NO	ITEM NO
MS21333-69	96906	9	11	MS35338-23	96906	13	3
MS21333-69	96906	11	8	MS35338-23	96906	23	7
MS21919H8	96906	29	2	MS35338-24	96906	4	9
MS25281-4P	96906	13	6	MS35338-24	96906	4	14
MS25281-6P	96906	8	3	MS35338-24	96906	5	7
MS25281-6P	96906	13	27	MS35338-24	96906	5	12
MS25281-6P	96906	28	5	MS35338-24	96906	5	20
MS27183	96906	12	15	MS35338-24	96906	6	4
MS27183-11	96906	6	14	MS35338-24	96906	11	5
MS27183-11	96906	9	3	MS35338-24	96906	12	15
MS27183-11	96906	11	15	MS35338-24	96906	13	15
MS27183-11	96906	16	9	MS35338-24	96906	23	12
MS27183-13	96906	1	21	MS35338-24	96906	24	9
MS27183-13	96906	3	3	MS35338-25	96906	6	13
MS27183-15	96906	15	5	MS35338-25	96906	9	2
MS27183-15	96906	30	3	MS35338-25	96906	11	19
MS27183-9	96906	4	10	MS35338-25	96906	13	30
MS27183-9	96906	4	15	MS35338-25	96906	15	12
MS27183-9	96906	5	21	MS35338-25	96906	16	8
MS27183-9	96906	6	7	MS35338-25	96906	21	7
MS27183-9	96906	11	7	MS35338-26	96906	3	2
MS27183-9	96906	13	15	MS35338-26	96906	3	5
MS27183-9	96906	23	3	MS35338-26	96906	11	14
MS27183-9	96906	24	10	MS35338-27	96906	15	3
MS35191-273	96906	4	16	MS35338-27	96906	16	4
MS35191-273	96906	6	8	MS35338-27	96906	21	3
MS35191-273	96906	12	20	MS35338-27	96906	30	2
MS35191-291	96906	6	15	MS35338-27	96906	30	6
MS35191-291	96906	9	5	MS35338-41	96906	7	16
MS35191-291	96906	11	6	MS35397-36	96906	19	10
MS35193-55	96906	8	6	MS35489-17	96906	4	23
MS35193-55	96906	13	17	MS35489-18	96906	9	5
MS35193-57	96906	24	14	MS35489-18	96906	9	15
MS35193-70	96906	9	4	MS35489-18	96906	9	16
MS35193-71	96906	11	15	MS35489-18	96906	11	21
MS35193-71	96906	14	14	MS35649-82	96906	4	3
MS35193-71	96906	23	14	MS35649-82	96906	4	17
MS35206-241	96906	25	5	MS35649-82	96906	13	2
MS35206-245	96906	4	20	MS35649-82	96906	23	6
MS35206-245	96906	13	5	MS35650-102	96906	4	8
MS35206-263	96906	5	6	MS35650-102	96906	4	13
MS35207-263	96906	2	7	MS35650-102	96906	5	11
MS35207-263	96906	4	11	MS35650-102	96906	5	19
MS35207-263	96906	5	14	MS35650-102	96906	6	3
MS35207-263	96906	5	22	MS35650-102	96906	11	4
MS35207-263	96906	6	5	MS35650-102	96906	13	14
MS35207-263	96906	11	20	MS35650-102	96906	23	11
MS35207-263	96906	12	17	MS35650-102	96906	24	8
MS35207-263	96906	13	41	MS35650-105	96906	24	15
MS35207-263	96906	23	2	MS35650102	96906	12	14
MS35207-264	96906	5	13	MS35690-402	96906	21	6
MS35207-264	96906	6	9	MS35690-422	96906	13	29
MS35207-264	96906	9	13	MS35690-422	96906	15	11
MS35207-265	96906	24	11	MS35690-522	96906	7	15
MS35208-40	96906	13	11	MS35690-622	96906	15	9
MS35208-40	96906	23	8	MS35690-622	96906	20	12
MS35208-44	96906	13	38	MS35756-9	96906	31	4
MS35208-44	96906	13	33	MS35872-2	96906	9	
MS35223-43	96906	4	7	MS4-141	96906	13	13
MS35297-107	96906	19	1	MS51017-39	96906	4	29
MS35297-29	96906	19	3	MS51018-66	96906	6	1
MS35297-37	96906	18	2	MS51955-1	96906	31	3
MS35297-37	96906	30	11	MS51964-78	96906	17	11
MS35297-38	96906	17	5	MS51966-1	96906	16	11
MS35297-38	96906	26	5	MS51968-1	96906	6	12
MS35297-39	96906	19	8	MS51968-1	96906	9	1
MS35297-58	96906	20	41	MS51968-1	96906	11	13
MS35297-61	96906	18	15	MS51968-1	96906	16	7
MS35297-61	96906	20	34	MS51968-4	96906	3	1
MS35298-36	96906	17	4	MS51968-4	96906	30	1
MS35298-6	96906	15	13	MS51968-7	96906	16	3
MS35298-60	96906	15	16	MS6-141	96906	13	25
MS35298-60	96906	21	2	MS6-150	96906	13	40
MS35298-64	96906	15	2	MS90726-33	96906	3	4
MS35298-66	96906	15	10	MS90726-34	96906	1	20
MS35298-68	96906	15	5	MS90726-44	96906	30	28
MS35333-24	96906	19	4	MS90726-44	96906	31	5
MS35333-38	96906	4	4	MS90726-6	96906	8	1
MS35333-41	96906	21	8	MS90726-6	96906	16	12
MS35338-23	96906	4	13	MS90726-60	96906	30	5

TM5-4120-298-23P
SECTION IV
NATIONAL STOCK NUMBER AND PART NUMBER INDEX

PART NUMBER	FSCM	FIG NO	ITEM NO	PART NUMBER	FSCM	FIG NO	ITEM NO
MS90726-65	96906	16	5	1068A30H01	61510	11	11
MS90726-65	96906	30	4	1068A33H01	61510	14	16
MS90726-66	96906	16	10	1068A34H01	61510	9	19
64227-1	94833	30	8	1068A34H01	61510	9	23
R425N1-3X3-16	82942	2		1068A34H01	61510	11	9
SS48174	61864	14	8	1068A39H01	61510	12	23
S18-509-1	61510	28	6	1068A40H01	61510	24	12
S18-509-2	61510	28	6	1068A43H01	61510	11	12
S18-613	61510	11	10	1068A46H01	61510	11	22
S18-623	61510	28	7	1068A48H01	61510	9	8
TCLE2FW3/8X1/2ODFANGLE	70255	8	3	1068A49H01	61510	6	6
WC87507-1U1	61510	18	24	1068A53G02	61510	6	18
WD1041	61510	17	9	1068A56H01	61510	11	17
WWT775	01881	27		1070A34H01	61510	19	13
WW5775	81348	27		1070A36H01	61510	19	15
WWT775	81348	27		1070A37H01	61510	19	16
W2022	41947	27	14	1070A38H01	61510	19	18
W2326	41947	27	5	1071A75H01	61510	20	21
W2326	41947	27	8	1071A91G01	61510	18	25
W2326	41947	27	15	1071A92H01	61510	20	18
W2822	41947	26	15	1071A93H01	61510	20	16
W3026	41947	27	15	1071A94H01	61510	20	8
W40324	41947	12	13	1071A95H01	61510	20	11
W40324	41947	27	24	1071A96H01	61510	20	10
XB1019FW7018	70255	8	4	1071A97H01	61510	20	6
YAE18G43	09922	13	9	1071A98H01	61510	20	32
021-12662	17405	30	25	1071A99H01	61510	20	28
02112372	66935	30	32	1072A01H01	61510	20	29
022-02345	66935	30	10	1072A02H01	61510	20	24
022-02353	66935	30	9	1072A03H01	61510	18	18
028-07140	17405	30	23	1072A04H01	61510	18	20
028-07140	17505	30	33	1072A06H01	61510	18	10
028-07142	66935	30	27	1072A07H01	61510	18	9
028-07143	66935	30	15	1072A08H01	61510	18	7
028-07144	66935	30	15	1072A09H01	61510	18	32
029-09829	17405	30	13	1072A10H01	61510	18	13
088-15186	17405	30	26	1072A11H02	61510	18	33
09-47-00575	00000	9		1072A12H01	61510	18	31
09-47-00575	48170	24	3	1072A13H01	61510	18	14
1	48170	24	3	1072A14G01	61510	19	19
1000A74H01	61510	20	19	1072A15H01	61510	19	21
1004A03H01	61510	20	15	1072A16H01	61510	19	20
1021A91H01	61510	4	12	1072A54H01	61510	24	19
1023A11H01	61510	13	13	1076A55H01	61510	9	13
1023A12H01	61510	13	42	1076A62G01	61510	18	29
1023A13H01	61510	13	26	1079A18H01	61510	23	10
1024A07G01	61510	6	11	1081A22H16	61510	18	5
1024A14H01	61510	15	8	1081A34H07	61510	20	35
1029A42H01	61510	15	7	1081A34H09	61510	19	2
1029A42H02	61510	15	5	1081A34H12	61510	18	8
1030A98H01	61510	5	23	1081A35H01	61510	20	9
1030A99H01	61510	15	22	1081A35H06	61510	18	3
1050A43H01	61510	24	20	1081A35H06	61510	19	7
1066A50G01	61510	4	30	1081A35H06	61510	20	27
1066A56H01	61510	18	21	1081A35H06	61510	26	6
1066A57H01	61510	19	11	1081A35H11	61510	18	16
1066A58H01	61510	19	5	1081A35H11	61510	20	3
1067A88G01	61510	17	12	1081A35H11	61510	20	38
1067A89H01	61510	17	3	1081A66H18	61510	28	1
1067A90H11	61510	17	10	1081A80G01	61510	19	9
1067A91G01	61510	5	8	1082A09G01	61510	26	11
1067A96G01	61510	24	7	1082A09G01	61510	26	16
1067A98H01	61510	24	18	1082A75H17	61510	10	
1068A03H01	61510	9	17	1083A50H01	61510	26	8
1068A06G01	61510	12	4	1084A26G01	61510	3	6
1068A06G01	61510	12	7	1084A26G01	61510	21	10
1068A06H01	61510	12	9	1151A91H01	61510	26	18
1068A06H03	61510	12	6	1170	70485	13	43
1068A06H06	61510	12	12	1170	70485	4	5
1068A07G01	61510	11	1	120423	00000	8	7
1068A11G01	61510	26	1	12075-3-750	94833	27	23
1068A11H01	61510	26	3	12705-3-750	94833	12	12
1068A13G01	61510	8	11	13108E5853-20	97403	16	18
1068A13001	61510	11	28	131835	24617	5	9
1068A14G01	61510	8	10	13217E0056	97403	25	1
1068A18G01	61510	26	9	141140	61510	18	30
1068A18H01	61510	25	10	171352	61510	20	37
1068A24H01	61510	10	4	180129	61510	20	2
1068A26H01	61510	3	8	181059	12204	30	30
1068A28H01	61510	12	18	2RB31	61510	19	12
1068A29H01	61510	12	21	2S19M	61510	18	1
				200PH45	76005	16	13

TM5-4120-298-23P
SECTION IV
NATIONAL STOCK NUMBER AND PART NUMBER INDEX

PART NUMBER	FSCM	FIG NO	ITEM NO	PART NUMBER	FSCM	FIG NO	ITEM NO
2000801H01	61510	20	23	26R6-188	71286	5	18
2000880H01	61510	20	17	26R6-188	71286	7	13
2010806H01	61510	20	13	26R6-188	71286	10	12
2010891G02	61510	20	20	26R6-188	71286	14	19
202	00705	13	12	27S5-1	71286	1	3
2C20886G01	96906	5	1	27S5-1	71286	2	3
2020886H01	96906	5	5	27S5-1	71286	5	3
2021836G01	61510	6	10	27S5-1	71286	7	3
2022812G01	61510	5	15	27S5-1	71286	10	3
2039478G01	61510	21	1	27S5-1	71286	14	3
204PH87	76005	15	15	27OAP20AN	92576	24	7
205	00705	13	39	2700-10	71286	1	2
2053832G01	61510	26	12	2700-10	71286	2	2
2053832H01	61510	26	14	2700-10	71286	5	4
2053853G01	61510	13	45	2700-10	71286	7	2
2053855G01	61510	12	1	2700-10	71286	10	2
2053855H01	61510	12	3	2700-10	71286	14	2
207	00705	4	21	277A	92578	4	30
207	00705	13	24	295278-3-350	76530	1	2
2082-28	00624	8	5	295278-3-350	76530	2	2
2082-28	00624	20	1	295278-3-350	76530	5	4
21	03923	24	2	295278-3-350	76530	7	2
2110814H01	61510	18	12	295278-3-350	76530	10	2
2111815H01	61510	20	5	295278-3-350	76530	14	2
2111816G01	61510	20	7	3000C02G01	61510	20	22
2111817G01	61510	20	25	3011C40G01	61510	13	33
2111821G01	61510	18	4	3011C40G02	61510	13	28
2111822H01	61510	18	6	3011C40H03	61510	13	21
2111841H74	61510	19	14	3012C13G03	61510	23	1
2111842G11	61510	11	18	3012C30G01	61510	10	13
2111844G27	61510	14	15	3090C58G16	61510	13	44
2111844G27	61510	23	15	3090C58G86	61510	13	7
2112827G01	61510	20	42	3091C94G01	61510	4	31
2113827G01	61510	18	17	3097C44G01	61510	20	36
2117884H44	61510	4	22	3097C93H02	61510	17	8
2178897H01	61510	20	40	3097C94G03	61510	17	1
2178898H02	61510	20	4			31	6
2179803H02	61510	20	33	3097C97H02	61510	17	7
2179804G01	61510	18	22	3097C99G73	61510	4	1
2180835G04	61510	3	7	3098C0G20	61510	8	12
2180837G01	61510	9	20	3098C02G20	61510	11	25
2180838H01	61510	26	17	3098C06G01	61510	10	10
2180840H01	61510	1	8	3098C07H01	61510	1	7
2180840H01	61510	2	10	3098C07H01	61510	2	4
2180840H01	61510	7	7	3098C07H01	61510	14	12
2180840H01	61510	14	5	3098C07H52	61510	1	11
2180840H09	61510	14	13	3098C07H53	61510	7	4
2180842H01	61510	6	17	3098C07H54	61510	14	9
2180842H02	61510	6	17	3098C07H55	61510	10	7
2180844H01	61510	23	15	3098C07H56	61510	1	4
2180847H01	61510	9	7	3098C08G16	61510	1	14
2180848G01	61510	7	10	3098C09G01	61510	7	14
2180850H01	61510	4	28	3098C10G09	61510	15	1
2180851G52	61510	4	24	3098C11G01	61510	14	20
2180854G01A	61510	2	3	32000-301A	04009	25	8
2180858G01	61510	8	2	32132-88	04009	25	2
2180859G01	61510	8	9	32433-4	04009	25	7
2180860H01	61510	23	13	33-8108-010-360	81336	1	
2180861H01	61510	23	5	33-8108-010-360	81336	1	
2180862G20	61510	23	4	33-8108-010-360	81336	2	
2180863H01	61510	15	17	33-8108-010-360	81336	2	
2180863H03	61510	15	18	33-8108-010-360	81336	5	
2180864H17	61510	15	19	33-8108-010-360	81336	7	
2180864H18	61510	15	20	33-8108-010-360	81336	7	
2180866H01	61510	9	14	33-8108-010-360	81336	10	
2180870H02	61510	11	24	33-8108-010-360	81336	14	
2180871H02	61510	11	23	33-8108-010-360	81336	14	
2180872H01	61510	9	24	3302	59730	4	26
2180872H02	61510	9	25	352	76474	16	1
2180873H01	61510	9	21	3838F	70510	27	4
2180873H02	61510	9	22	38551-67	04009	25	4
2180874H01	61510	9	9	4	48170	4	27
2285	70485	4	23	4	48170	13	23
23-4003	61510	18	19	4-141	71785	4	21
23-4008-1	61510	19	6	4-141	71785	13	12
23-4043	61510	26		4R41A6	61510	20	14
24-2038-2	61510	15	21	4002D08G01	61510	1	16
245-2806-10	30119	29	3	4002D09G01	61510	1	19
2561-114	61510	18	28	4016D06G01	61510	7	11
				4016D5G01	61510	14	17

TM5-4120-298-23P
SECTION IV
NATIONAL STOCK NUMBER AND PART NUMBER INDEX

PART NUMBER	FSCM	FIG NO	ITEM NO	PART NUMBER	FSCM	FIG NO	ITEM NO
42016	04009	25	6	64088	94833	23	16
42021	04009	25	6	64089	94833	16	14
431942	24617	24	6	64092	94833	23	13
488-03928	17405	30	14	64093	94833	23	4
488-116346	66935	30	12	64097	94833	23	15
488-15751	66935	30	31	64098	94833	24	12
5KC42JG776T	12532	3	7	64116	94833	27	19
5000-62	61510	20	31	64117	94833	11	1
54232-1	94833	22	4	64121	94833	27	3
54232-10	94833	22	10	64122	94833	27	10
54232-11	94833	22	6	64124	94833	12	
54232-12	94833	22	12	64124	94833	27	25
54232-13	94833	22	9	64124-1	94833	12	6
54232-2	94833	22	8	64125	94833	12	7
54232-3	94833	22	7	64125	94833	27	22
54232-4	94833	22	11	64125-1	94833	12	9
54232-5	94833	22	2	64140	94833	1	4
54232-6	94833	22	14	64140	94833	2	4
54232-7	94833	22	3	64141A	94833	2	8
54232-8	94833	22	13	64146	94833	10	4
54232-9	94833	22	5	64149	94833	1	11
54260-104	94833	1	6	64152	94833	2	10
54493	94833	30	22	64155	94833	14	5
5591860	61510	18	11	64159	94833	10	7
6-141	71785	13	24	64164	94833	1	7
605-8D	58553	11	27	64167	94833	7	4
608416	24617	17	13	64172	94833	7	10
64011	94833	1	16	64179	94833	8	9
64012	94833	7	11	64180	94833	8	2
64012-1	94833	7	14	64183	94833	1	8
64013	94833	1	19	64183	94833	7	7
64013	94833	10	13	64183	94833	14	13
64014	94833	10	10	64191	94833	4	12
64015	94833	14	17	64194	94833	4	28
64023-1	94833	6	17	64196	94833	27	17
64024	9833	3	8	64197	94833	12	1
64026	94833	6	6	64197A	94833	12	3
64027-1	94833	6	13	64201	94833	27	
64027-2	94833	6	13	64202	94833	27	6
64028	94833	6	13	64203	94833	30	7
64029	94833	6	18	64217	94833	13	42
64031	94833	6	11	64222-1	94833	13	26
64037	94833	8	12	64229	94833	30	29
64042	94833	9	20	64239	94833	30	17
64049	94833	9	14	64249	94833	13	18
64050	94833	9	19	643503	53102	28	3
64050	94833	9	23	643503	53102	29	6
64052	94833	9	17	6623	03923	4	26
64053	94833	9	13	6623	03923	13	34
64054-1	94833	9	25	6623	03923	24	1
64054-2	94833	9	24	6624	03923	13	22
64055-1	94833	9	22	6624	03923	24	4
64055-2	94833	9	21	72560ROT	92940	21	19
64056	94833	9	7	72560STA	92940	21	20
64057	94833	9	9	77-306	29337	21	14
64058	94833	9	8	77-306	29337	21	17
64059	94833	4	1	77507LIU1	61510	18	27
64060-1	94833	5	23	7801	70903	13	
64060-2	94833	5	23	80156-584	04009	5	10
64061	94833	5	1	810042	82866	32	1
64062-3	94833	5	5	8204-7	82121	5	10
64064	94833	5	15	8218	61510	19	17
64067	94833	4	24	8492-44-3	94833	6	15
64074	94833	12	23	9700L11-11	82647	21	15
64075	94833	12	18	99785-2	76530	1	1
64076	94833	12	21	99785-2	76530	2	1
64080	94833	11	25	99785-2	76530	5	2
64083	94833	11	10	98785-2	76530	7	1
64083	94833	11	12	99785-2	76530	10	1
64084-1	94833	11	11	99785-2	76530	14	1
64084-2	94833	11	17	99967C098	76530	1	18
64085	94833	11	22	99967C098	76530	5	18
64086	94833	11	24	99967C098	76530	7	13
64087	94833	11	23	99967C098	76530	14	19
64088	94833	11	18	99967C98	76530	10	12

By Order of the Secretary of the Army:

E. C. MEYER
General, United States Army
Chief of Staff

Official:

J. C. PENNINGTON
Major General, United States Army
The Adjutant General

DISTRIBUTION:

To be distributed in accordance with DA Form 12-25C, Organizational Maintenance requirements for Environmental Equipment, Air Conditioners 18,000 BTU, Floor Mounting.



SOMETHING WRONG WITH THIS MANUAL?

THEN... JOT DOWN THE DOPE ABOUT IT ON THIS FORM, TEAR IT OUT, FOLD IT AND DROP IT IN THE MAIL!

FROM: (YOUR UNIT'S COMPLETE ADDRESS)
PFC JOHN DOE
COA, 3^d ENGINEER BN
FT. LEONARD WOOD MO 63108

DATE

PUBLICATION NUMBER

DATE

TITLE *Air conditioner, 120/208 Valt, 50/60 cycle NSN 4120-00-926-1203*

TM 5-4120-398-23P

BE EXACT... PIN-POINT WHERE IT IS

IN THIS SPACE TELL WHAT IS WRONG AND WHAT SHOULD BE DONE ABOUT IT:

PAGE NO.	PARA-GRAPH	FIGURE NO.	TABLE NO.
6	2-1 a		
81		4-3	
125	line 20		

In line 6 of paragraph 2-1a the manual states the engine has 6 cylinders. The engine on my set only has 4 cylinders. Change the manual to show 4 cylinders.

Callout 16 on figure 4-3 is pointing at a bolt. In the key to fig. 4-3, item 16 is called a skim. Please correct one or the other.

Ordered a gasket, item 19 on figure B-16 by NSN 2910-00-762-3001. I got a gasket but it doesn't fit. Supply says I got what I ordered, so the NSN is wrong. Please give me a good NSN.

TYPED NAME, GRADE OR TITLE, AND TELEPHONE NUMBER
JOHN DOE, PFC (268) 317-7111

SIGN HERE:
John Doe

DA FORM 1 AUG 74 2028-2

P.S.--IF YOUR OUTFIT WANTS TO KNOW ABOUT YOUR MANUAL "FIND," MAKE A CARBON COPY OF THIS AND GIVE IT TO YOUR HEADQUARTERS. DRSTS-M Overprint 1, 1 Nov 78

TEAR ALONG DOTTED LINE

~~SAMPLE~~

FILL IN YOUR
UNIT'S ADDRESS

FOLD BACK

DEPARTMENT OF THE ARMY

POSTAGE AND FEES PAID
DEPARTMENT OF THE ARMY
DOD-314

OFFICIAL BUSINESS
PENALTY FOR PRIVATE USE, \$300

Commander:
US Army Troop Support and Aviation
Material Readiness Command
ATTN: DRSTS-MTPS
4300 Goodfellow Boulevard
St. Louis, Mo. 63120

TEAR ALONG DOTTED LINE

FOLD BACK



THEN... JOT DOWN THE DOPE ABOUT IT ON THIS FORM, TEAR IT OUT, FOLD IT AND DROP IT IN THE MAIL!

SOMETHING WRONG WITH THIS MANUAL?

FROM: (YOUR UNIT'S COMPLETE ADDRESS)

DATE

PUBLICATION NUMBER

DATE

TITLE

TM 5-4120-298-23P

Air Conditioner, 120/208 Volts,
50/60 Cycle NSN 4120-00-926-1203

BE EXACT... PIN-POINT WHERE IT IS

IN THIS SPACE TELL WHAT IS WRONG AND WHAT SHOULD BE DONE ABOUT IT:

PAGE NO.

PARA-GRAPH

FIGURE NO.

TABLE NO.

TEAR ALONG DOTTED LINE

TYPED NAME, GRADE OR TITLE, AND TELEPHONE NUMBER

SIGN HERE:

FILL IN YOUR
UNIT'S ADDRESS

FOLD BACK

DEPARTMENT OF THE ARMY

POSTAGE AND FEES PAID
DEPARTMENT OF THE ARMY

000-314

OFFICIAL BUSINESS

PENALTY FOR PRIVATE USE, \$300

Commander:
US Army Troop Support and Aviation
Material Readiness Command
ATTN: DRSTS-MTPS
4300 Goodfellow Boulevard
St. Louis, Mo. 63120

TEAR ALONG DIVIDED LINE

FOLD BACK



SOMETHING WRONG WITH THIS MANUAL?

THEN... JOT DOWN THE DOPE ABOUT IT ON THIS FORM, TEAR IT OUT, FOLD IT AND DROP IT IN THE MAIL!

FROM: (YOUR UNIT'S COMPLETE ADDRESS)

DATE

PUBLICATION NUMBER

DATE

TITLE

TM 5-4120-298-23P

Air Conditioner, 120/208 Volts,
50/60 Cycle, NSN 4120-00-926-1203

BE EXACT. . . PIN-POINT WHERE IT IS

IN THIS SPACE TELL WHAT IS WRONG AND WHAT SHOULD BE DONE ABOUT IT:

PAGE NO.	PARA-GRAPH	FIGURE NO.	TABLE NO.

(This area is currently blank for user input.)

TYPED NAME, GRADE OR TITLE, AND TELEPHONE NUMBER

SIGN HERE:

TEAR ALONG DOTTED LINE

FILL IN YOUR
UNIT'S ADDRESS

FOLD BACK

DEPARTMENT OF THE ARMY

POSTAGE AND FEES PAID
DEPARTMENT OF THE ARMY
DOD-314

OFFICIAL BUSINESS

PENALTY FOR PRIVATE USE, \$300

Commander:
US Army Troop Support and Aviation
Material Readiness Command
ATTN: DRSTS-MTPS
4300 Goodfellow Boulevard
St. Louis, Mo. 63120

LEAVE ALONG OUTER EDGE LINE

FOLD BACK



SOMETHING WRONG WITH THIS MANUAL?

THEN... JOT DOWN THE DOPE ABOUT IT ON THIS FORM, TEAR IT OUT, FOLD IT AND DROP IT IN THE MAIL!

FROM: (YOUR UNIT'S COMPLETE ADDRESS)

DATE

PUBLICATION NUMBER

TM 5-4120-298-23P

DATE

TITLE Air Conditioner, 120/208 Volts, 50/60 Cycle, NSN 4120-00-926-1203

BE EXACT... PIN-POINT WHERE IT IS

IN THIS SPACE TELL WHAT IS WRONG AND WHAT SHOULD BE DONE ABOUT IT:

PAGE NO.

PARA-GRAPH

FIGURE NO.

TABLE NO.

TEAR ALONG DOTTED LINE

TYPED NAME, GRADE OR TITLE, AND TELEPHONE NUMBER

SIGN HERE:

FILL IN YOUR
UNIT'S ADDRESS

FOLD BACK

DEPARTMENT OF THE ARMY

POSTAGE AND FEES PAID
DEPARTMENT OF THE ARMY
DOD-314

OFFICIAL BUSINESS

PENALTY FOR PRIVATE USE, \$300

Commander:
US Army Troop Support and Aviation
Material Readiness Command
ATTN: DRSTS-MTPS
4300 Goodfellow Boulevard
St. Louis, Mo. 63120

FOLD BACK

The Metric System and Equivalents

Linear Measure

1 centimeter = 10 millimeters = .39 inch
 1 decimeter = 10 centimeters = 3.94 inches
 1 meter = 10 decimeters = 39.37 inches
 1 dekameter = 10 meters = 32.8 feet
 1 hectometer = 10 dekameters = 328.06 feet
 1 kilometer = 10 hectometers = 3,280.8 feet

Weights

1 centigram = 10 milligrams = .15 grain
 1 decigram = 10 centigrams = 1.54 grains
 1 gram = 10 decigrams = .35 ounce
 1 dekagram = 10 grams = .35 ounce
 1 hectogram = 10 dekagrams = 3.52 ounces
 1 kilogram = 10 hectograms = 2.2 pounds
 1 quintal = 100 kilograms = 220.46 pounds
 1 metric ton = 10 quintals = 1.1 short tons

Liquid Measure

1 centiliter = 10 milliliters = .34 fl. ounce
 1 deciliter = 10 centiliters = 3.38 fl. ounces
 1 liter = 10 deciliters = 33.82 fl. ounces
 1 dekaliter = 10 liters = 2.64 gallons
 1 hectoliter = 10 dekaliters = 26.42 gallons
 1 kiloliter = 10 hectoliters = 264.18 gallons

Square Measure

1 sq. centimeter = 100 sq. millimeters = .155 sq. inch
 1 sq. decimeter = 100 sq. centimeters = 15.5 sq. inches
 1 sq. meter (centare) = 100 sq. decimeters = 10.76 sq. feet
 1 sq. dekameter (are) = 100 sq. meters = 1,076.4 sq. feet
 1 sq. hectometer (hectare) = 100 sq. dekameters = 2.47 acres
 1 sq. kilometer = 100 sq. hectometers = .386 sq. mile

Cubic Measure

1 cu. centimeter = 1000 cu. millimeters = .06 cu. inch
 1 cu. decimeter = 1000 cu. centimeters = 61.02 cu. inches
 1 cu. meter = 1000 cu. decimeters = 35.31 cu. feet

Approximate Conversion Factors

To change	To	Multiply by	To change	To	Multiply by
inches	centimeters	2.540	ounce-inches	newton-meters	.007062
feet	meters	.305	centimeters	inches	.394
yards	meters	.914	meters	feet	3.281
miles	kilometers	1.609	meters	yards	1.094
square inches	square centimeters	6.451	kilometers	miles	.621
square feet	square meters	.093	square centimeters	square inches	.155
square yards	square meters	.836	square meters	square feet	10.764
square miles	square kilometers	2.590	square meters	square yards	1.196
acres	square hectometers	.405	square kilometers	square miles	.386
cubic feet	cubic meters	.028	square hectometers	acres	2.471
cubic yards	cubic meters	.765	cubic meters	cubic feet	35.315
fluid ounces	milliliters	29.573	cubic meters	cubic yards	1.358
pints	liters	.473	milliliters	fluid ounces	.034
quarts	liters	.946	liters	pints	2.113
gallons	liters	3.785	liters	quarts	1.057
ounces	grams	28.349	liters	gallons	.264
pounds	kilograms	.454	grams	ounces	.035
short tons	metric tons	.907	kilograms	pounds	2.205
pound-feet	newton-meters	1.356	metric tons	short tons	1.102
pound-inches	newton-meters	.11375			

Temperature (Exact)

°F	Fahrenheit temperature	5/9 (after subtracting 32)	Celsius temperature	°C
----	------------------------	----------------------------	---------------------	----

